



# Schnapp Batteries

AUTOMOTIVE

COMMERCIAL

LEISURE

**POWER** YOU CAN RELY ON WHEN **YOU** NEED IT



Schnapp Batteries



# **Premium Automotive Energy Gold Schnapp Batteries**

- 50 part numbers covering 98% of the vehicle parc
- Original equipment specification
- Increased capacity for higher cold start performance
- Maintenance Free
- Recommended for petrol, diesel and LPG powered cars and light commercial vehicles

 **Schnapp**  
Batteries

**POWERED FOR LIFE**



Schnapp Batteries	
Contents	3
Selecting the right battery	4
<b>Recommended applications</b>	
Using this Guide / Warning	5
Cars, Light Commercial Vehicles (vans, mini-buses & pick-ups)	6
Commercial Vehicles and P.S.V's (HGV's, trucks, buses & coaches)	21
Tractors and Plant	25
Garden Tractors and Mowers	38
Motorcycles	39
Leisure and Marine (includes specifications)	42
<b>Battery specifications and layouts</b>	
Schnapp Car & Light Commercial Range	44
Schnapp Commercial Range	45
Automotive Battery Layouts (cell layout/terminals/hold down features)	46
Motorcycle Battery Specifications	47
Motorcycle Battery Layouts (cell layout/terminals/hold down features)	48
Alternative Battery Fitments	49
Cross references - DIN & Japanese JIS to Schnapp equivalent	50
<b>Health and safety</b>	
Hazards, precautions, storage, disposal and emergency action	51
<b>Battery care and maintenance</b>	
Battery removal and installation	52
How to use booster cables	53
Battery care "Do's and Don'ts" & Terminology	54
Battery testing plan	55
Battery storage and charging	56
<b>Terms and conditions</b>	
Terms and conditions of sale	57
Guarantees	60
<b>Additional Information</b>	
Notes	61



# Selecting the Right Battery

Recommending the correct replacement battery for your customer is becoming increasingly important as a combination of technological advances, additional electrical equipment and more intensive use of vehicles place greater power demands on batteries.

## Cars

*(including light commercial vehicles)*

A number of factors will affect the choice of battery for your customer. Schnapp Batteries provide a range of batteries to meet a customer's specific power requirements. Following is a quick reference table to help select the best battery:

How is the vehicle used/maintained?	Battery Choice:
<ul style="list-style-type: none"> <li>• Petrol vehicle</li> <li>• No additional electrical equipment installed (phone, hi-fi, alarm etc)</li> <li>• Normal driving conditions (minimal stop/start usage, regular use)</li> <li>• Garage parking</li> </ul>	<b>Schnapp Car</b>
<ul style="list-style-type: none"> <li>• Petrol vehicle</li> <li>• Additional electrical equipment fitted since new (phone, hi-fi, alarm etc)</li> <li>• Frequent stop/start usage</li> <li>• Short distance travel</li> <li>• Business use</li> <li>• Street parking</li> </ul>	<b>Schnapp Car</b>

## Commercial vehicles

All commercial vehicles require batteries with increased (Ah) power and (CCA) starting capability. The batteries also require specific technology and construction for greater durability and heavy duty use. The Schnapp Commercial range of batteries are specifically designed for this purpose.

<b>Type of vehicle</b> <ul style="list-style-type: none"> <li>• HGV's &amp; Trucks</li> <li>• Passenger Service Vehicles (buses &amp; coaches)</li> <li>• Tractors • Plant</li> </ul>	<b>Schnapp Commercial</b>
---	---------------------------

## Leisure and Marine

Unlike standard car batteries, leisure and marine batteries need to withstand the demands of frequent charging and discharging. Auto Elite Leisure and Marine batteries are premium quality batteries for all caravan, camping, boating and yachting power requirements.

<b>Type of vehicle/application</b> <ul style="list-style-type: none"> <li>• Caravans</li> <li>• Camping and Outdoor Leisure</li> </ul>	<b>Schnapp Auto Elite</b>
<ul style="list-style-type: none"> <li>• Boats</li> <li>• Motor Yachts</li> </ul>	<b>Schnapp Auto Elite</b>



### USING THIS GUIDE

1. Select the vehicle's make, model and year of manufacture.
2. Identify the battery fitment from either the Car, Commercial, or Leisure columns.
  - for commercial vehicles select the Schnapp Commercial range
  - for leisure and marine applications, select the Auto Elite Range.

### WARNING

1. It is always advisable to visually check the application and fitments.
2. Many vehicles with engine management systems and computers need a constant 12 volt supply whilst the battery is changed or the computer may de-programme. Check the vehicle handbook.
3. A higher capacity battery is recommended when any vehicle has automatic transmission or has been fitted with additional electrical equipment or has air conditioning.
4. Whilst every care has been taken compiling this catalogue, the company cannot be held responsible for errors and/or omissions of any kind.
5. Before disconnecting the battery, record radio settings, etc., if applicable, and refer to vehicle manufacturer's handbook for any other necessary precautions. Do not place tools on top of batteries.





Make & Model	Year	Din / Japanese New / Japanese Old	Schnapp Reference	Higher Capacity Alternative	Lower Capacity Alternative
<b>ALFA ROMEO</b>					
6 2.5 Petrol	86	55536/48D26R/NS0	071	069	
33 Petrol	83-94	54324	063		
75 1.8, 2.0, 2.5 Petrol	86-93	55585	078		
75 3.0 Petrol	87-93	56219	027		
90 Petrol	84-87	55585	078		
145 Petrol	94 -	54324	063		
145 Diesel	95 -	56219	027		
146 Petrol	94 -	55559	065	075	
147 Petrol	00 -	54324	063		
147 Diesel	00 -	56219	027		
147 1.9 Diesel	03 -	57412	096		067
155 Petrol	93 -	55559	065	075	
156 Petrol	98 -	55559	065	075	
156 2.5 Petrol V6	98 -	55559	065	075	
156 GTA V6	02 -	57412	096		067
156 Diesel	99 -	57412	096		067
164 Petrol	88 -	56219	027		
164 Diesel Turbo	88 -	58827	017		
166 2.0 Petrol	00 -	55559	065	075	
166 2.5 & 3.0 Petrol	00 -	57412	096		067
ALFETTA	74-86	55D23R	005R		
ALFASUD Petrol	73-84	54324	063		
ALFASUD Sprint Petrol	76-89	55536/48D26R/NS0	071	069	
ARNA Petrol	83-86	54464	077		
GIULIETTA Petrol	77-86	54464	077		
GT 2.0 JTS	04 -	57412	096		067
GT 1.9 JTD	04 -	56077	075	065	
GTV 2.0 Petrol	78-87	55D23R	005R		
GTV 2.0 Petrol	94 -	54324	063		
GTV 2.5 Petrol V6	78-87	65D26R/NS70	069	072	071
GTV 3.0 Petrol V6	94 -	57412	096		067
GTV SPIDER	96 -	57412	096		067
SPIDER Petrol	68-90	55536/48D26R/NS0	071	069	
SPIDER Petrol	94 -	56219	027		
SPORTWAGEN Petrol	00 -	55559	065	075	
SPORTWAGEN 2.5 Petrol V6	00 -	57412	096		067
SPORTWAGEN 2.5 Diesel	00 -	57412	096		067

<b>ASTON MARTIN</b>					
ASTON MARTIN Not DB7	-	65D26R/NS70	069	072	071
ASTON MARTIN DB7	94-98	57412	096		067
ASTON MARTIN DB7	99 >	58827	017		
ASTON MARTIN DB9	04 >	57412	096		067
ASTON MARTIN VANQUISH	00 >	58827	017		

<b>AUDI</b>					
80	79-95				
Petrol		55559	065	075	
Quattro Petrol		57412	096		067
Diesel, Diesel Turbo		57412	096		067
S2 Petrol		57412	096		067
90	84-91				
Petrol, Not Quattro		55559	065	075	
Quattro Petrol		57412	096		067
100	83-94				
Petrol 4cyl		55559	065	075	
Petrol 5cyl & 6cyl		57412	096		067
Petrol Not avant, Quattro		55559	065	075	
Quattro, Avant Petrol		57412	096		067
Diesel		58827	017		
200	83-90				
Petrol		57412	096		067

Make & Model	Year	Din / Japanese New / Japanese Old	Schnapp Reference	Higher Capacity Alternative	Lower Capacity Alternative
<b>AUDI - (Continued)</b>					
A2	00 -				
Petrol		56638	067	096	
Diesel		57412	096		067
A3	97 -				
1.6 1.8 Petrol		54324	063		
1.8T, Quattro		56219	027		
Diesel Turbo		580 043 064	58044		
S3		56219	027		
3.2 Petrol	03 -	57412	096		067
A4	94 -				
1.6, 1.8 Petrol		54324	063		
2.0 Petrol		57412	096		067
2.4, 2.8 Petrol		57412	096		067
3.0 Petrol		580 043 064	58044		
1.9, 2.5 Diesel Turbo		580 043 064	58044		
RS4 Petrol		580 043 064	58044		
S4 Petrol		580 043 064	58044		
A6	94-97				
2.0 Petrol		55559	065	075	
2.6, 2.8 Petrol		57412	096		067
1.9 Diesel		57412	096		067
2.5 Diesel		592 026 076	58044		
S6 Petrol		57412	096		067
A6	97 -				
1.8T Petrol		56219	027		
2.4, 2.7, 2.8 Petrol		57412	096		067
4.2 Petrol		58827	017		
1.9 Diesel Turbo		57412	096		067
2.5 Diesel Turbo		58827	017		
S6 Petrol		58827	017		
A6 Petrol MkII	04 -	58827	017		
A8	94 -				
Petrol		58827	017		
Diesel		58827	017		
S8 Petrol		58827	017		
ALLROAD	01 -				
Petrol		56638	067	096	
Diesel		58827	017		
CABRIO	91 -				
Petrol		57412	096		067
COUPE	81 -				
Petrol		57412	096		067
S2 Petrol		57412	096		067
TT	99 -				
Coupe		56219	027		
Roadster		56219	027		

<b>BEDFORD - (See VAUXHALL)</b>					
Bedford - See Vauxhall					

<b>BENTLEY</b>					
ARNAGE		65D26R/NS70	069 x2	072	071
AZURE		65D26R/NS70	069 x2	072	071
CONTINENTAL		65D26R/NS70	069 x2	072	071
1 SERIES Petrol	04 -	55559	065	075	
1 SERIES Diesel	04 -	56077	075		065
3 SERIES COMPACT	94 -				
316ii		55559	065	075	
318ti		55559	065	075	
318 Diesel		56077	075		065



Make & Model	Year	Din / Japanese New / Japanese Old	Schnapp Reference	Higher Capacity Alternative	Lower Capacity Alternative
<b>BMW - (Continued)</b>					
320 Diesel		580 043 064	58044		
323ti		56638	067	096	
325ti		56638	067	096	
3 SERIES (E30)	82-92				
316		54324	063		
316i		55559	065	075	
320i		55559	065	075	
323i		55559	165	075	
324 Diesel		58827	017		
325i		56638	067	096	
M3		56638	067	096	
3 SERIES (E36)	90-99				
316i		55559	065	075	
318is		55559	065	075	
318 Diesel		56077	075		065
320i		55559	065	075	
323i		575 039 064	58044		
325i		58827	017		
325 Diesel		58827	017		
328i		575 039 064	58044		
318 - 328 Cabrio		575 039 064	58044		
M3		56638	067	096	
M3 Cabrio		575 039 064	58044		
3 SERIES (E46)	99-				
318i		55559	065	075	
320i		56638	067	096	
320 Diesel		580 043 064	58044		
323i		56638	067	096	
325i		57412	096		067
328i		57412	096		067
330i		57412	096		067
330 Diesel		580 043 064	58044		
M3		57412	096		067
M3 Cabrio		57412	096		067
5 SERIES (E28)	80-90				
518		54324	063		
518i		55559	065	075	
520		55559	065	075	
520i		56638	067	096	
524 Diesel		58827	017		
525i		56638	067	096	
525e		56638	067	096	
535i		56638	067	096	
M535i		56638	067	096	
M5		58827	017		
5 SERIES (E34)	88-95				
518i		55559	065	075	
520i 24v		56077	075		065
525i		56638	067	096	
525 Diesel		58827	017		
530i		58827	017		
540i		58827	017		
M5		58827	017		
5 SERIES (E39)	95 -				
520i		56638	067	096	
523i		56638	067	096	
525 Diesel		58827	017		
528i		56638	067	096	
530 Diesel		58827	017		
535i		58827	017		
540i		58827	017		
M5		58827	017		
5 SERIES (E60)	03 -				
520,525,530,545 Petrol			58044		
525,530 Diesel			58044		
6 SERIES	76-90				
628 CSI		56638	067	096	
0630 CSI		56638	067	096	

Make & Model	Year	Din / Japanese New / Japanese Old	Schnapp Reference	Higher Capacity Alternative	Lower Capacity Alternative
<b>BMW - (Continued)</b>					
0633 CSI		56638	067	096	
0635 CSI, Not M0635 CSI		56638	067	096	
M0635 Csi		58827	017		
645 Ci	04 -	58827	017		
7 SERIES (E23)	77-86				
728		56638	067	096	
728i		56638	067	096	
730		56638	067	096	
732i		56638	067	096	
735		56638	067	096	
745i		56638	067	096	
7 SERIES (E32)	86-94				
730i		58827	017		
735i		58827	017		
740i		58827	017		
750i		58827	017		
7 SERIES (E38)	94-01				
725 Diesel		58827	017		
728i		58827	017		
730i		58827	017		
735i		58827	017		
740i		58827	017		
750i		58827	017		
7 SERIES (E65)	01 -				
735i		58827	017		
8 SERIES					
840i	93 -	56077	075		065
850i	90 -	56077	075		065
X SERIES					
X3 Petrol	04 -	57412	096		067
X5 3.0 Petrol	01 -	57412	096		067
X5 4.4 Petrol	00 -	58827	017		
X5 4.6 iS Petrol	02 -	58827	017		
X3,X5 Diesel	01 -	58827	017		
Z SERIES					
Z1	88-91	55559	065	075	
Z3 1.9	97 -	55559	065	075	
Z3 2.8	97 -	57412	096		067
Z3 3.2M	98 -	57412	096		067
Z4 2.2,2.5,3.0	03 -	57412	096		067
Z8	99 -	58827	017		

**BRISTOL**

BRISTOL	-	57024/65D26R/NS70	069	072	071
---------	---	-------------------	-----	-----	-----

**CARBODIES (See LTI)**

See LTI					
---------	--	--	--	--	--

**CHRYSLER USA**

CROSSFIRE	03 -	56638	067	096	
NEON 1.8 2.0	- 99	55717	AM58		
NEON 2.0	99 -	54324	063		
PT CRUISER	00 -	57412	096		067
VOYAGER Grand Petrol	97 -	57412	096		067
VOYAGER Petrol	97 -	57412	096		067

**CITREON**

2 CV 6 Petrol	74-90	54324	063		
AX Petrol	86 -	54324	063		
AX Diesel	88 -	56219	027		



Make & Model	Year	Din / Japanese New / Japanese Old	Schnapp Reference	Higher Capacity Alternative	Lower Capacity Alternative
<b>CITROEN - (Continued)</b>					
BERLINGO MULTISPACE Petrol	01 -	56219	027		
BERLINGO MULTISPACE Diesel	01 -	56638	067	096	
BX Petrol	82-94	55559	065	075	
BX Diesel, Diesel Turbo	83-94	56219	027		
C1 Petrol	02 -		002L		
C2 1.4,1.6 Petrol	02 -	54324	063		
C3 1.1,1.4,1.6 Petrol	02 -	54324	063		
C1,C2,C3 Diesel	01 -	56219	027		
C5 Petrol	01 -	55559	065	075	
C5 3.0 Petrol	01 -	57412	096		067
C5 Diesel	01 -	57412	096		067
C8 2.0,2.2 Petrol	03 -	57412	096		067
C8 Diesel	03 -	57412	096		067
CX 2.0 Petrol	74-92	55559	065	075	
CX 2.2 Petrol	75-91	55559	065	075	
CX 2.4 Petrol	76-83	55559	065	075	
CX 2.5 Petrol	82-91	56219	027		
CX 2.5 GTi Petrol	84-92	56638	067	096	
CX Diesel	75-89	58827	017		
LNA Petrol	79-85	54577/36B24L/N40L	048	056	
SAXO 1.0, 1.1 Petrol	95 -	54324	063		
SAXO 1.4, 1.6 Petrol	95 -	54324	063		
SAXO 1.5 Diesel	95 -	55559	065	075	
SYNERGIE Petrol	95 -	56219	027		
SYNERGIE Diesel	95 -	57412	096		067
VISA Petrol	79-88	54324	063		
VISA Diesel	85-88	56219	027		
XANTIA Petrol	93-95	54324	063		
XANTIA Petrol	96 -	54324	063		
XANTIA 3.0 Petrol	97 -	56638	067	096	
XANTIA Diesel	93 -	56219	027		
XM Petrol	89 -	56219	027		
XM Diesel Turbo	89 -	57412	096		067
XSARA 1.4, 1.6 Petrol	97 -	54324	063		
XSARA 1.8, 2.0 Petrol	97 -	55559	065	075	
XSARA Diesel, Diesel Turbo	97 -	56219	027		
XSARA COUPE	00 -	54324	063		
XSARA PICASSO Petrol	00 -	55559	065	075	
XSARA PICASSO Diesel	00 -	57412	096		067
ZX 1.4 Petrol	91 -	54324	063		
ZX 1.6, 1.8, 1.9, 2.0 Petrol	91 -	54324	063		
ZX 1.9 Diesel, Diesel Turbo	91 -	56219	027		
(* Terminal Adapters maybe required)					

<b>CITREON LCV</b>					
Berlingo Petrol	96 -	56219	027		
Berlingo Diesel	96 -	56638	067	096	
C25 E, Relay Petrol	87 -	56219	027		
C25 Relay Diesel	87 -	58827	017		
C32/C35 C35 Petrol	-	57024/65D26R/NS70	069	072	071
C32/C35 C35 Diesel	-	58827	017		
Dispatch Diesel	96 -	56638	067	096	
RELAY 1000, 1400, 1800 Diesel	94 -	58827	017		

<b>COLT - (See MITSUBISHI)</b>					
See Mitsubishi					

<b>DAEWOO</b>					
ESPERO	95 -	55559	065	075	
KALOS	03 -	55D23L	005L		
LACETTI	04 -	55D23R	005R		
LANOS		55D23R	005R		

Make & Model	Year	Din / Japanese New / Japanese Old	Schnapp Reference	Higher Capacity Alternative	Lower Capacity Alternative
<b>DAEWOO - (Continued)</b>					
LEGANZA		55D23R	005R		
MATIZ		53522/36B20R/NS40	055		
MUSSO		58522	334		
NEXIA	95 -	55716	AM58		
NUBIRA		55D23R	005R		
TACUMA		55D23L	005L		
TACUMA Diesel		65D26L/NS70L	068		

<b>DAIHATSU</b>					
APPLAUSE Petrol	90 -	53520/36B20L/NS40L	054		
BUSTY Petrol	99 -	53520/36B20L/NS40L	054		
CHARADE Petrol	79 -	53520/36B20L/NS40L	054		
CHARADE Diesel	85 -	65D26L/NS70L	068		073
CHARMANT Petrol	82-86	54577/36B24L/N40L	048	056	
CUORE	95 -	53520/36B20L/NS40L	054		
DOMINO Petrol	81-86	54577/36B24L/N40L	048	056	
DOMINO Petrol	86-89	53520/36B20L/NS40L	054		
FOURTRAK Petrol	84-93	53522/36B20R/NS40	055		
FOURTRAK Diesel, Diesel Turbo	84 -	59041	644	664	
GRAND MOVE	98 -	53520/36B20L/NS40L	054		
MIRA Petrol	93 -	53522/36B20R/NS40	055		
MOVE	96 -	53522/36B20R/NS40	055		
SIRION	98 -	54577/36B24L/N40L	048	056	
SPORTRAK Petrol	89 -	53522/36B20R/NS40	055		
TERIOS	97 -	53520/36B20L/NS40L	054		
YRV 1.0, 1.3	00 -	53520/36B20L/NS40L	054		
(* Terminal Adapters maybe required)					

<b>DAIHATSU LCV</b>					
CX Petrol High Roof Van	-	53520/36B20L/NS40L	054		
FOURTRAK Petrol	-	53522/36B20R/NS40	055		
FOURTRAK F20 Petrol	-	53522/36B20R/NS40	055		
FOURTRAK F25 Petrol	-	53522/36B20R/NS40	055		
FOURTRAK F50 Petrol	-	53522/36B20R/NS40	055		
FOURTRAK F55 Petrol	-	53522/36B20R/NS40	055		
FOURTRAK Diesel, Diesel Turbo	-	59041	644	664	
FOURTRAK F20 Diesel	-	59041	644	664	
FOURTRAK F25 Diesel	-	59041	644	664	
FOURTRAK F50 Diesel	-	59041	644	664	
FOURTRAK F55 Diesel	-	59041	644	664	
HI-JET Petrol	-	54577/36B24L/N40L	048	056	
HI-JET Diesel		56219	027		
SPORTRAK Petrol	-	53522/36B20R/NS40	055		
(* Terminal Adapters maybe required)					

<b>DAIMLER - (See JAGUAR)</b>					
See Jaguar					

<b>DATSUN - (See NISSAN)</b>					
See Nissan					

<b>FERRARI</b>					
MONDIAL	80-93	56638	067	096	
TESTAROSSA	84-91	56638	067	096	
F40	87-92	56638	067	096	
F50	95 -	56638	067	096	
308 Dino	75-89	56077	075		065





Make & Model	Year	Din / Japanese New / Japanese Old	Schnapp Reference	Higher Capacity Alternative	Lower Capacity Alternative
<b>FERRARI - (Continued)</b>					
308 GTB, GTS	75-89	57024/65D26R/NS70	069	072	071
328 GTB, GTS	85-89	57024/65D26R/NS70	069	072	071
348 GTS	90-95	56638	067	096	
412	85-88	57412	096		067
F355	94-01	56638	067	096	
360 Modena	00 -	57412	096		067
F430	05 -	57412	096		067
456 GT	93 -	57412	096		067
F512 M	94-96	57412	096		067
550 Maranello	96 -	57412	096		067

Make & Model	Year	Din / Japanese New / Japanese Old	Schnapp Reference	Higher Capacity Alternative	Lower Capacity Alternative
<b>FIAT</b>					
BARCETTA Petrol	95 -	54324	063		
BRAVA 1.4 Petrol	95 -	54324	063		
BRAVA 1.6, 1.8, 2.0 Petrol	95 -	55559	065	075	
BRAVA Diesel	96 -	56219	027		
BRAVO 1.4 Petrol	95 -	54324	063		
BRAVO 1.6, 1.8, 2.0 Petrol	95 -	55559	065	075	
BRAVO Diesel	96 -	56219	027		
CINQUECENTO Petrol	93-98	54324	063		
CINQUECENTO Sport	93-98	54324	063		
CINQUECENTO Petrol	99 -	538 102 030	002L		
CINQUECENTO Sport	99 -	538 102 030	002L		
COUPE Petrol	95 -	56219	027		
CROMA Petrol	86-94	55559	065	075	
DOBLO Petrol	01 -	54324	063		
DOBLO Diesel	01 -	56219	027		
IDEA Petrol	04 -	54324	063		
IDEA Diesel	04 -	54324	063		
MAREA Petrol	97 -	54324	063		
MAREA Diesel Turbo	97 -	56219	027		
MULTIPLA Petrol	00 -	56219	027		
MULTIPLA Diesel	00 -	57412	096		067
PANDA Petrol	81-87	54464	077		
PANDA Petrol	87-95	54324	063		
PANDA 1.1,1.2 Petrol	04 -		002R		
PANDA1.4 Diesel	04 -	54324	063		
PUNTO Petrol	94-99	54324	063		
PUNTO 1.2 Petrol	99 -	538 102 030	002R		
PUNTO 1.8 Petrol	99 -	54324	063		
PUNTO Diesel	93 -	56219	027		
REGATA Petrol	84-90	54324	063		
REGATA Diesel, Diesel Turbo	83-88	56638	067	096	
RITMO Petrol	- 87	54464	077		
RITMO Petrol	87 -	54324	063		
RITMO Diesel	- 84	56219	027		
RITMO Diesel	84 -	56638	067	096	
SEICENTO	98 -	538 102 030	002R		
STILO Petrol	02 -	54324	063		
STILO 2.4 Petrol	02 -	56219	027		
STILO Diesel	02 -	56219	027		
STRADA Petrol	79-85	54464	077		
STRADA Petrol	85-88	54324	063		
TEMPRA Petrol	90 -	54324	063		
TEMPRA Diesel, Diesel Turbo	90 -	56638	067	096	
TIPO 1.4, 1.6 Petrol	88-95	54324	063		
TIPO 1.8, 2.0 Petrol	88-95	55559	065	075	
TIPO 1.7 Diesel, 1.9 Diesel Turbo	88-95	56638	067	096	
ULYSSE Petrol	95 -	56219	027		
ULYSSE Diesel Turbo	95 -	57412	096		067
UNO Petrol	83-93	54324	063		
UNO Diesel	84-93	56219	027		
X1/9 Petrol	77-89	54464	077		

Make & Model	Year	Din / Japanese New / Japanese Old	Schnapp Reference	Higher Capacity Alternative	Lower Capacity Alternative
<b>FIAT LCV</b>					
600 T Petrol	-	54464	077		
850/900 Citivan Petrol	-	54464	077		
850/900 850 T Petrol	-	54464	077		
850/900 900 T Petrol	-	54464	077		
DUCATO Petrol	-	55559	065	075	
DUCATO Diesel	-	58827	017		
FIORINO Petrol	- 90	54464	077		
FIORINO Petrol	90 -	54324	063		
FIORINO Diesel	94 -	55585	078		
Scudo Diesel	96 -	57412	096		067
UNO Petrol	-	54324	063		
UNO Citivan Diesel	-	56077	075		065

Make & Model	Year	Din / Japanese New / Japanese Old	Schnapp Reference	Higher Capacity Alternative	Lower Capacity Alternative
<b>FORD</b>					
CAPRI	74-88				
1.6, 2.0 Petrol		54317	085	093	
2.8, 3.0 Petrol		55057	092	097	
COUGAR	98 -				
2.0 Petrol		56077	075		065
2.5 V6 Petrol		56077	075		065
ESCORT	68-95				
1.1, 1.3, 1.4 Petrol		54317	085	093	
1.6, 1.8, XR3, XR3i Petrol		55057	092	097	
RS2000, RS Cosworth Petrol		56091	097		092
1.6 Diesel		55057	092	097	
1.8 Diesel		56091	097		092
ESCORT	96 -				
1.3, 1.4 Petrol		54324	063		
1.6 Petrol		55559	065	075	
1.8, 2.0 Petrol		56077	075		065
RS2000, RS Cosworth		56077	075		065
1.8 Diesel, Diesel Turbo		56077	075		065
EXPLORER	96 -				
4.0 Petrol		57233	086		
FIESTA	76-95				
0.9, 1.0, 1.1, 1.3, 1.4 Petrol		54317	085	093	
1.8, XR2		55057	092	097	
1.8 Diesel		55057	092	097	
FIESTA	96 -				
1.25, 1.3, 1.4 Petrol		54324	063		
1.6 Petrol		55559	065	075	
1.8 Diesel		56077	075		065
FOCUS	99 -				
1.4 Petrol		54324	063		
1.6, 1.8, 2.0 Petrol		56077	075		065
ST170		56077	075		065
1.8 Diesel, Diesel Turbo		56077	075		065
FOCUS C-MAX Petrol	03 -	56077	075		065
FUSION Petrol	02 -	54324	063		
FUSION Diesel	02 -		58044		
GALAXY	95-00				
Petrol		56077	075		065
Diesel		58827	017		
GALAXY	00-				
2.0 2.3 Petrol		56077	075		065
2.8 V6 Petrol		57412	096		067
1.9 Diesel		57412	096		067
GRANADA / SCORPIO	82-95				
1.8, 2.0 Petrol		55057	092	097	
2.4, 2.8, 2.9 Petrol		56091	097		092
2.5 Diesel		56818	099		
KA	96 -				
Petrol		54324	063		
STREETKA Diesel	02 -		58044		
MAVERICK	93 -				
Petrol		55D23R	005R		



Make & Model	Year	Din / Japanese New / Japanese Old	Schnapp Reference	Higher Capacity Alternative	Lower Capacity Alternative
--------------	------	-----------------------------------	-------------------	-----------------------------	----------------------------

**FORD - (Continued)**

Diesel Turbo		58522	334		
MONDEO	93 -				
1.6 Petrol		54324	063		
1.8, 2.0 Petrol		55559	065	075	
2.5 Petrol		56077	075		065
ST220		57412	096		067
Diesel Turbo		57412	096		067
ORION	83-93				
1.3, 1.4 Petrol		54317	085	093	
1.6 Petrol		55057	092	097	
1.6 Diesel		55057	092	097	
1.8 Diesel		56091	097		092
PROBE	94-99				
2.0, 2.5 V6 Petrol		55716	AM58		
PUMA	98 -				
1.4, 1.7 Petrol		55559	065	075	
SAPPHIRE / SIERRA	82-95				
1.6, 1.8 Petrol		54317	085	093	
1.8 Diesel		56091	097		092
2.0, 2.3, XR4i Petrol		55057	092	097	
2.5 Diesel Turbo		56091	097		092
2.8, 2.9 Petrol		56091	097		092
TORNEO 1.8 Diesel	02 -	57412	096		067

**FORD LCV**

COURIER	91-96				
COURIER Petrol		54317	085	093	
COURIER Diesel		55057	092	097	
COURIER	96 -				
COURIER Petrol		54324	063		
COURIER Diesel		56077	075		065
ESCORT	68-95				
1.1, 1.3, 1.4 Petrol		54317	085	093	
1.6, 1.8 Petrol		55057	092	097	
1.6 Diesel		55057	092	097	
1.8 Diesel		56091	097		092
ESCORT	96 -				
1.3, 1.4 Petrol		54324	063		
1.6 Petrol		55559	065	075	
1.8, 2.0 Petrol		56077	075		065
1.8 Diesel		56077	075		065
FIESTA	76-95				
0.9, 1.0, 1.1, 1.3, 1.4 Petrol		54317	085	093	
1.8 Petrol		55057	092	097	
1.8 Diesel		55057	092	097	
FIESTA	96 -				
1.25, 1.3, 1.4 Petrol		54324	063		
1.6 Petrol		55559	065	075	
1.8 Diesel		56077	075		065
TRANSIT	75-95				
Petrol		56091	097		092
Diesel		56091	097		092
TRANSIT	96 -				
Petrol		56077	075		065
Diesel		56077	075		065
TRANSIT CONNECT	02 -				
Petrol		57412	096		067
Diesel			58044		
FREIGHT ROVER - LDV					

**FSO**

FSO					
125P	-	54464	077		
POLONEZ	-	54464	077		

Make & Model	Year	Din / Japanese New / Japanese Old	Schnapp Reference	Higher Capacity Alternative	Lower Capacity Alternative
--------------	------	-----------------------------------	-------------------	-----------------------------	----------------------------

**HILLMAN - (See TALBOT)**

See Talbot					
------------	--	--	--	--	--

**HONDA**

ACCORD	84-93	50D20R	004R		
ACCORD 1.8, 1.9, 2.0 Petrol	93 -	54324	063		
ACCORD 2.2, 2.3, 2.7 Petrol	93 -	55559	065	075	
ACCORD 2.0, 2.2, 2.4	03 -	54579/36B24R/N40	049	057*	
ACCORD Diesel	96 -	56219	027		
ACCORD Coupe	92 -	55559	065	075	
ACCORD Aerodeck	85-89	50D20R	004R		
ACCORD Aerodeck	89-94	55D23R	005R		
ACCORD Aerodeck	94 -	55559	065	075	
BALLADE	86-89	54524/46B24RS/NS60	057*		
CIVIC	73 -	54524/46B24RS/NS60	057*		
CIVIC Diesel	97 -	57412	096		067
CIVIC Shuttle	84-91	54524/46B24RS/NS60	057*		
CIVIC 2.2i Shuttle	95 -	54524/46B24RS/NS60	057*		
CONCERTO	88 -	54324	063		
CR-V	97 -	54524/46B24RS/NS60	057*		
CRX	90 -	54524/46B24RS/NS60	057*		
HR-V	99 -	54524/46B24RS/NS60	057*		
INSIGHT	01 -	53522/36B20R/NS40	055		
INTEGRA	86-89	54524/46B24RS/NS60	057*		
INTEGRA R	98 -	54579/36B24R/N40	049	057*	
JAZZ	83-86	54524/46B24RS/NS60	057		
LEGEND	87 -	55D26L/NS0ZL	073	068	
LOGO	00 -	54524/46B24RS/NS60	057*		
NSX	91 -	55D23L	005L		
PRELUDE 2.0	85 -	55D23L	005L		
PRELUDE 2.2, 2.3	92 -	55D23L	005L		
S2000	00 -	55D23L	005L		
STREAM 1.7 Petrol	01 -	54579/36B24R/N40	049	057*	
STREAM 2.0 Petrol	01 -	53520/36B20L/NS40L	054		

**HUMBER - TALBOT**

See Talbot					
------------	--	--	--	--	--

**HYUNDAI**

ACCENT	94 -	54577/36B24L/N40L	048	056	
ACCENT Diesel	02 -	50D20R	004R		
AMICA 1.0	00 -	53522/36B20R/NS40	055		
ATOZ	98 -	53520/36B20L/NS40L	054		
COUPE	96 -	55536/48D26R/NS0	071	069	
ELANTRA 1.6, 2.0	02 -	54324	063		
GETZ 1.1, 1.3, 1.6	02 -	50D20L	004L		
GETZ 1.0, 1.4	05 -	54324	063		
GETZ 1.5 Diesel	02 -	55D23R	005R		
LANTRA 1.6	91 -	54577/36B24L/N40L	048	056	
LANTRA 1.8, 2.0	91 -	55536/48D26R/NS0	071	069	
MATRIX 1.6, 1.8	01 -	55D23L	005L		
MATRIX 1.5 Diesel	01 -	65D26L/NS70L	068		073
PONY	82-94	54579/36B24R/N40	049	057*	
PONY X2	92 -	54579/36B24R/N40	049	057*	
SANTA FE Petrol	01 -	58521	335		
SANTA FE Diesel	01 -	58521	335		
SONATA 2.0	84 -	55D23R	005R		
SONATA 2.5, 2.7	84 -	57024/65D26R/NS70	069	072	071
SONATA III IV 2.0, 2.4, 2.7	01 -	56077	075		065
STELLAR	84-87	54579/36B24R/N40	049	057*	
STELLAR	87-91	53522/36B20R/NS40	055		
S COUPE	90 -	54579/36B24R/N40	049	057*	



Make & Model	Year	Din / Japanese New / Japanese Old	Schnapp Reference	Higher Capacity Alternative	Lower Capacity Alternative
--------------	------	-----------------------------------	-------------------	-----------------------------	----------------------------

**HYUNDAI - (Continued)**

TERRACAN	02 -	58521	335		
TUCSON	04 -	56077	075	065	
TRAJET	00 -	56077	075	065	
XG30	00 -	56219	027		
(* Terminal Adapters maybe required)					

**ISUZU**

PIAZZA Petrol	86 -	65D26L/NS70L	068		
TROOPER MK 1 Petrol	87-91	55D23R	005R		
TROOPER MK 1 Diesel Turbo	87-91	58522	334		
TROOPER MK 2 Petrol	92-98	57024/65D26R/NS70	069	072	071
TROOPER MK 2 Diesel Turbo	92-98	57024/65D26R/NS70	069 x2	072	071
TROOPER MK 2 Petrol	98 -	58522	334		
TROOPER MK 2 Diesel Turbo	98 -	58522	334		
TROOPER 3.1 TD, D	- 02	57032	072 x2		069

**JAGUAR**

S Type	99 -	58827	017		
X Type	00 -	580 043 064	58044		
XJ6/8/12 Double Six	- 89	57040	089		
XJ6/8/12 2.8 Sovereign, 4.2 Sovereign	81-84	56219	027		
XJ6/8/12 2.8 Sovereign, 4.2 Sovereign	84-90	57039	088		
XJ6/8/12 2.8 Sovereign, 4.2 Sovereign	90 -	56077	075	065	
XJ6/8/12 2.9 Sovereign, 3.6 Sovereign	86 -	56077	075	065	
XJ6/8/12 4.0 Sovereign	- 94	56077	075	065	
XJ6/8/12 4.0 Sovereign	94 -	58827	017		
XJ6/8/12 4.0 XJR	- 94	56077	075	065	
XJ6/8/12 XJR V8	97 -	58827	017		
XJ6/8/12 3.2 Sport, 3.4 Sport	94 -	57412	096	067	
XJ6/8/12 2.8, 4.2 6cyl, 5.3 12cyl	81-84	56219	027		
XJ6/8/12 2.8, 3.4, 4.2 6cyl, 5.3 12cyl	84-87	57039	088		
XJ6/8/12 2.8, 3.4, 4.2 6cyl, 5.3 12cyl	87 -	56077	075	065	
XJ6/8/12 2.9, 3.6 6cyl	86-92	56077	075	065	
XJ6/8/12 Base 6cyl	93 -	57412	096	067	
XJ6/8/12 6cyl	93 -	58827	017		
XJ6/8/12 3.2 8cyl	97 -	58827	017		
XJ6/8/12 6.0 V12	93 -	58827	017		
XJ6/8/12 (DAIMLER) Six	- 94	56077	075	065	
XJ6/8/12 (DAIMLER) Six	94 -	58827	017		
XJ6/8/12 2.5,3.0	03 -	58827	017		
XJS	- 87	57039	088		
XJS	88-92	56077	075	065	
XJS	92 -	57412	096	067	
XK8	96 -	58827	017		
XKR,XK	98 -	58827	017		

**JEEP**

CJ/YJ Petrol	-	54577/36B24L/N40L	048	056	
CJ/YJ Diesel	-	59041	644	664	
CHEROKEE 2.5, 4.0	84 -	57233	086		
CHEROKEE 2.5 Diesel	89 -	57024/65D26R/NS70	069	072	071
GRAND CHEROKEE 4.0, 4.7, 5.2	92 -	57233	086		
grand cherokee 2.5,3.1 Diesel	95 -	57024/65D26R/NS70	069	072	071
V8 Petrol	-	57024/65D26R/NS70	069	072	071
WRANGLER 2.5	93 -	55717	AM58R		
WRANGLER 4.0	87 -	57233	086		
(* Terminal Adapters maybe required)					

**JENSON**

CABRIO	-	57024/65D26R/NS70	069	072	071
COUPE	-	57024/65D26R/NS70	069	072	071

Make & Model	Year	Din / Japanese New / Japanese Old	Schnapp Reference	Higher Capacity Alternative	Lower Capacity Alternative
--------------	------	-----------------------------------	-------------------	-----------------------------	----------------------------

**JENSON - (Continued)**

HEALEY	-	54579/36B24R/N40	049	057*	
INTERCEPTOR	-	57024/65D26R/NS70	069	072	071
S-V8	00 -	57024/65D26R/NS70	069	072	071
(* Terminal Adapters maybe required)					

**KIA**

CARENS	00 -	55559	065	075	
CERATO	- 04	56219	027		
CLARUS		56219	027		
MAGENTIS		56219	027		
MENTOR	-	56219	027		
MENTOR II		54579/36B24R/N40	049	057*	
PICANTO	04 -	53520/36B20L/NS40L	054		
PRIDE	91 -	50D20L	004L		
RIO		55D23R	005R		
SEDONA Petrol		65D26L/NS70L	068	073	
SEDONA Diesel		58521	335		
SHUMA		56219	027		
SORRENTO	02 -	58522	334		
SPORTAGE		55716	AM58		
SPORTAGE Diesel	03 -	58522	334		
(* Terminal Adapters maybe required)					

**LADA**

LADA 1.2, 1.3, 1.5, 1.6	76 -	55536/48D26R/N50	071	069	
NIVA	79 -	55536/48D26R/N50	071	069	
RIVA	83 -	55536/48D26R/N50	071	069	
SAMARA	87 -	55536/48D26R/N50	071	069	

**LAMBORGHINI**

LAMBORGHINI All Models	-	56638	067	096	
------------------------	---	-------	-----	-----	--

**LANCIA**

BETA Coupe Spider, HPE	75 -	54324	063		
BETA Saloon	75 -	54464	077		
DELTA	80 -	54464	077		
DELTA Turbo	84-86	54464	077		
FULVIA	75 -	54464	077		
GAMMA Saloon, Coupe	76-84	55585	078		
MONTECARLO	77-85	54464	077		
PRISMA	83-91	54324	063		
THEMA	85-88	57412	096	067	
TREVI	81-84	54464	077		
Y10	85-91	54324	063		
Y10 Turbo	85-88	54464	077		

**LAND ROVER**

DISCOVERY Petrol	89 -	57024/65D26R/NS70	069	072	071
DISCOVERY Diesel	89-98	57032	072	069	
DISCOVERY Diesel	98-02	57024/65D26R/NS70	664	072	071
DISCOVERY Petrol	02 -	58522	334		
DISCOVERY Diesel	02 -	58522	334		
FREELANDER Petrol	97 -	56219	027		
FREELANDER Diesel	97 -	56638	067	096	
RANGE ROVER Petrol	70-94	57024/65D26R/NS70	069	072	071
RANGE ROVER Petrol	94-00	57024/65D26R/NS70	069	072	071
RANGE ROVER Diesel	86-94	57024/65D26R/NS70	069	072	071
RANGE ROVER Diesel	94-00	60527	664	644	



Make & Model	Year	Din / Japanese New / Japanese Old	Schnapp Reference	Higher Capacity Alternative	Lower Capacity Alternative
--------------	------	--------------------------------------	-------------------	--------------------------------	-------------------------------

**LANDROVER - (Continued)**

RANGE ROVER Diesel Sport	02 -	58522	334		
90/110 90 Diesel	86 -	57024/65D26R/NS70	069	072	071
90/110 110 Diesel	83 -	57024/65D26R/NS70	069	072	071
DEFENDER Petrol	90 -	57024/65D26R/NS70	069	072	071
DEFENDER Diesel	90 -	57024/65D26R/NS70	069	072	071
LAND ROVER Petrol	58-83	55536/48D26R/NS50	071	069	
LAND ROVER Diesel	71-86	60528	663		643

**LDV LCV**

200 Petrol		54236	015		038
200 Diesel	-	57024/65D26R/NS70	069 x2	072	071
400 Diesel	-	56077	075		065
CONVOY	-	56077	075		065
CUB		58522	334		
PILOT	-	57024/65D26R/NS70	069	072	071
SHERPA 300 Diesel		56219	027		

**LEXUS**

GS 300	93 -	55D23L	005L		
IS 200	99 -	55D23L	005L		
IS 300	00 -	58521	335		
LS 400	90-95	58521	335		
LS 400	95 -	57024/65D26R/NS70	069	072	071
LS430	00 -	58521	335		
RX300 RX400	00 -	65D26L/NS70L	068		073
SC430	02 -	57024/65D26R/NS70	069	072	071

**LOTUS**

LOTUS Eclat	75-82	54317	085	093	
LOTUS Eclat	82 -	56219	027		
LOTUS Elan	90 -	56219	027		
LOTUS Elise	96 -	54324	063		
LOTUS Elite	- 91	54236	015		038
LOTUS Esprit S3, S3 Turbo	81 -	55559	065	075	
LOTUS Esprit, Not S3, S3 Turbo	81 -	54236	015		038
LOTUS Esprit 3.5 V8	96 -	56077	075		065
LOTUS Excel	82 -	55559	065	075	
LOTUS EXIGE	01 -	55559	065	075	

**LTI**

FX4 Taxi	- 82	60527	664		644
TX1	82 -	59040	643	663	
TX2 Taxi	01 -	57412	096		067

**MASERATI**

MASERATI					
MASERATI Bora	-	56219	027		
MASERATI Khamsin	-	56219	027		
MASERATI Kyalami	-	57039	088		
MASERATI Merak	-	55559	065	075	
MASERATI 3200 GT Coupe	99 -	57412	096		067
MASERATI SPYDER	00 -	57412	096		067

**MAZDA**

2 , 1.2, 1.4, 1.6	03 -	55D23L	005L		
2 , 1.4 Diesel	03 -	57039	088		

Make & Model	Year	Din / Japanese New / Japanese Old	Schnapp Reference	Higher Capacity Alternative	Lower Capacity Alternative
--------------	------	--------------------------------------	-------------------	--------------------------------	-------------------------------

**MAZDA - (Continued)**

3 Petrol	03 -	55D23L	005L		
5 Petrol	04 -	50D20R	004R		
3,5 Diesel	03 -	57039	088		
6, 1.8, 2.0, 2.3 Petrol	02 -	57039	088		
6, 2.0 Diesel	02 -	58521	335		
121 Petrol	88 -	53520/36B20L/NS40L	054		
323 Petrol	81-88	50D20L	004L		
323 Petrol	88 -	54523	056		048*
323 Diesel	88 -	55D23L	005L		
626 Petrol	79 -	55D23L	005L		
626 Diesel	85 -	57024/65D26R/NS70	069	072	071
DEMIO	01 -	54577/36B24L/N40L	048	056	
MX3 Petrol	92 -	55D26L/NS0ZL	073	068	
MX5	89-99	54577/36B24L/N40L	048	056	
MX5	99 -	54324	063		
MX6 Petrol	92 -	65D26L/NS70L	068		073
Premacy Petrol	99 -	50D20L	004L		
Premacy Diesel	99 -	55D23L	005L		
RX7 Petrol	- 86	50D20R	004R		
RX7 Petrol	86 -	50D20L	004L		
RX8	02 -	57039	088		
TRIBUTE	01 -	57412	096		
XEDOS 6 Petrol	92 -	55559	065	075	
XEDOS 9 Petrol	92 -	55D23L	005L		

**MAZDA LCV**

B SERIES Petrol		50D20R	004R		
B SERIES Diesel		65D26L/NS70L	068		073
E SERIES E1600 Petrol	-	55536/48D26R/NS50	071	069	
E SERIES E2000 Petrol	-	65D26L/NS70L	068		073
E SERIES E2200 Diesel	-	65D26L/NS70L	068		073

**MERCEDES**

190 Class	83-93				
190 190, E Petrol		56219	027		
190 190 Diesel		57412	096		067
A CLASS	98 -				
A140 Petrol		54324	063		
A160 Petrol		56219	027		
A190 Petrol		56219	027		
A170 Diesel		57412	096		067
C CLASS	93-00				
C180 Petrol		56219	027		
C200, C220, C230, C240 C280 Petrol		57412	096		067
C200, C250 Diesel		57412	096		067
C200, C220, C250 Diesel Turbo		58827	017		
C280 Petrol		58827	017		
C36 AMG Petrol		58827	017		
C43 AMG Petrol		58827	017		
C CLASS	00 -				
C200, C240, C320 Petrol		58827	017		
C220, C270 Diesel		58827	017		
C32 AMG Petrol		58827	017		
C CLASS SPORTS COUPE	01 -				
C180 Petrol		58827	017		
C200 Petrol		58827	017		
C220 Diesel		58827	017		
C230 Petrol		58827	017		
CLK CLASS	97 -				
CLK 200 Petrol		56219	027		
CLK 230 Petrol		57412	096		067
CLK 320 Petrol		57412	096		067
CLK 420 Petrol		58827	017		



Make & Model	Year	Din / Japanese New / Japanese Old	Schnapp Reference	Higher Capacity Alternative	Lower Capacity Alternative
<b>MERCEDES - (Continued)</b>					
CLASS	74-93				
200E Petrol		56219	027		
200E, T, TE Petrol		56638	067	096	
200 Diesel		56638	067	096	
200 Diesel, Diesel Turbo		57412	096		067
220E, TE Petrol		56638	067	096	
220 Diesel		57412	096		067
230E, TE Petrol		56638	067	096	
240 Diesel, Diesel Turbo		57412	096		067
250 Diesel		57412	096		067
260E Petrol		56638	067	096	
280E, TE Petrol		56638	067	096	
300E Petrol		56638	067	096	
300 Diesel, Diesel Turbo		58827	017		
E CLASS	93-96				
E200, 220 Petrol		56219	027		
E280, 320 Petrol		56638	067	096	
E300 Diesel		58827	017		
E36 AMG Petrol		58827	017		
E CLASS	96-01				
E200 Petrol		57412	096		067
E220 Diesel, Diesel Turbo		58827	017		
E230 Petrol		57412	096		067
E240 Petrol		57412	096		067
E250 Diesel, Diesel Turbo		58827	017		
E280 Petrol		57412	096		067
E300 Diesel, Diesel Turbo		57412	096		067
E320 Petrol		58827	017		
E420 Petrol		58827	017		
E430 Petrol		58827	017		
E500 Petrol		58827	017		
E36 AMG Petrol		58827	017		
E50 AMG Petrol		58827	017		
E55 AMG Petrol		58827	017		
E CLASS COUPE	87-93				
230CE Petrol		56219	027		
300CE Petrol		56638	067	096	
300CE 24 v Petrol		57412	096		067
G CLASS					
G WAGEN Petrol	81 -	62523	6TN		
G WAGEN 230 G Petrol	- 92	56219	027		
G WAGEN 230 GE Petrol	93 -	56638	067	096	
G WAGEN 240 GD	- 87	58827	017		
G WAGEN 250 GD	87-92	56638	067	096	
G WAGEN 300 GD	-	62523	6TN		
M CLASS	98 -				
ML 230 Petrol		58827	017		
ML 270 Diesel, Diesel Turbo		58827	017		
ML 320 Petrol		58827	017		
ML 430 Petrol		58827	017		
ML 55 AMG		58827	017		
R CLASS Petrol	05 -	57412	096		067
R CLASS Diesel	05 -	58827	017		
S CLASS	79-91				
260S, SE		56219	027		
280SE, SEL		56219	027		
300SE, SEL		56638	067	096	
380SE, SEC, SEL		56638	067	096	
420SE, SEC, SEL		56638	067	096	
500SE, SEC, SEL		57412	096		067
560SE, SEC, SEL		57412	096		067
S CLASS	91-98				
S280 Petrol		57412	096		067
S300 Diesel, Diesel Turbo		58827	017		
S320 Petrol		58827	017		
S350 Diesel, Diesel Turbo		58827	017		
S420 Petrol		58827	017		
S430 Petrol		58827	017		

Make & Model	Year	Din / Japanese New / Japanese Old	Schnapp Reference	Higher Capacity Alternative	Lower Capacity Alternative
<b>MERCEDES - (Continued)</b>					
S500 Petrol		58827	017		
S600 Petrol		58827	017		
S55 AMG		58827	017		
S CLASS	99 -				
S280 Petrol		58827	017		
S320 Diesel, Diesel Turbo		58827	017		
S430 Petrol		58827	017		
S500 Petrol		58827	017		
S600 Petrol		58827	017		
S55 AMG		58827	017		
S CLASS COUPE	98 -				
CL420		58827	017		
CL500		58827	017		
CL600		58827	017		
CL55 AMG		58827	017		
SL CLASS	71-89				
230SL Petrol		56219	027		
280SL Petrol		56219	027		
300SL Petrol		56638	067	096	
380SL Petrol		56638	067	096	
450SL Petrol		56638	067	096	
500SL Petrol		56638	067	096	
SL CLASS	89-02				
SL280 Petrol		57412	096		067
SL300 Petrol		58827	017		
SL320 Petrol		58827	017		
SL500 Petrol		58827	017		
SL600 Petrol		58827	017		
SL55 AMG	01 -	58827	017		
SL60 AMG		58827	017		
SLK	97 -				
SLK 200 Petrol		56219	027		
SLK 230 Petrol		56638	067	096	
SLK 320 Petrol		56638	067	096	
SLK 32 AMG		57412	096		067
V CLASS	97 -				
Petrol		56638	067	096	
Diesel		58827	017		
VANEO Petrol	02 -	57412	096		067
VIANO	04 -	58827	017		
<b>MERCEDES LCV</b>					
100 Diesel	-	58827	017		
210 Petrol	-	56219	027		
206 D*	-	56638	067	096	
	-	58827	017		
207 D*	-	56638	067	096	
	-	58827	017		
208 D*	-	56638	067	096	
	-	58827	017		
209 D*	-	56638	067	096	
	-	58827	017		
210 D	-	58827	017		
310 Petrol	-	56219	027		
306 D*	-	56638	067	096	
	-	58827	017		
307 D*	-	56638	067	096	
	-	58827	017		
308 D*	-	56638	067	096	
	-	58827	017		
309 D*	-	56638	067	096	
	-	58827	017		
410 Petrol	-	56219	027		
SPRINTER 208 D*	-	56638	067	096	
	-	58827	017		
SPRINTER 308 D	-	58827	017		





Make & Model	Year	Din / Japanese New / Japanese Old	Schnapp Reference	Higher Capacity Alternative	Lower Capacity Alternative
--------------	------	-----------------------------------	-------------------	-----------------------------	----------------------------

**MERCEDES LCV - (Continued)**

SPRINTER 312 D	-	58827	017		
SPRINTER 412 D	-	58827	017		
VANEO		57412	096		067
VITO Petrol		56638	067	096	
VITO Diesel		58827	017		

**MINI**

COOPER	01 -	55559	065	075	
COOPER S	02 -	54324	063		
ONE	01 -	55559	065	075	

**MITSUBISHI**

3000 GT Petrol	92 -	57024/65D26R/NS70	069	072	071
CARISMA Petrol	95 -	56219	027		
CARISMA Diesel	95 -	57412	096		067
COLT Petrol	79 -	55536/48D26R/NS0	071	069	
COLT Mirage Petrol	-	55536/48D26R/NS0	071	069	
COLT Diesel	84 -	57024/65D26R/NS70	069	072	071
CORDIA Petrol	82-86	55536/48D26R/NS0	071	069	
EVO	02 -	53522/36B20R/NS40	055		
EVO	02 -	53520/36B20L/NS40L	054		
GALANT Petrol	78 -	57024/65D26R/NS70	069	072	071
GALANT Diesel Turbo	84 -	58522	334		
GRANDIS Petrol	00 -	58521	335		
GTO & FTO		55D23R	005R		
LANCER Petrol	78 -	57024/65D26R/NS70	069	072	071
LANCER Diesel	84-89	58522	334		
PAJERO Petrol	00 -	58522	334		
SAPORO Petrol	- 90	57024/65D26R/NS70	069	072	071
SHOGUN Petrol	83 -	57024/65D26R/NS70	069	072	071
SHOGUN Diesel Turbo*	84 -	58522	334		
		57024	069 &	072	071
		65D26L/NS70L	068		073
		58521	335 &		
		58522	334		
SHOGUN PININ Petrol	00 -	57024/65D26R/NS70	069	072	071
SHOGUN PININ Diesel	00 -	58522	334		
SIGMA Petrol	77-85	55536/48D26R/NS0	071	069	
SIGMA Petrol	90 -	57024/65D26R/NS70	069	072	071
SPACE RUNNER Petrol	91-99	57024/65D26R/NS70	069	072	071
SPACE STAR Petrol	01 -	56219	027		
SPACE STAR Diesel	01 -	57412	096		067
SPACE WAGON Petrol	84 -	57024/65D26R/NS70	069	072	071
SPACE WAGON Diesel, Diesel Turbo	85-98	58522	334		
SPACE WAGON Diesel, Diesel Turbo	98 -	57024/65D26R/NS70	069	072	071
STARION Petrol	84 -	57024/65D26R/NS70	069	072	071
TREDIA Petrol	82-85	55536/48D26R/NS0	071	069	

**MITSUBISHI LCV**

L200 Petrol	-	55536/48D26R/NS0	071	069	
L200 Diesel	-	58522	334		
L300 Petrol	-	55D23R	005R		
L300 Diesel	-	58522	334		
CANTOR	99 -	600 035 060			

**MORGAN**

MORGAN	-	54236	015		038
--------	---	-------	-----	--	-----

Make & Model	Year	Din / Japanese New / Japanese Old	Schnapp Reference	Higher Capacity Alternative	Lower Capacity Alternative
--------------	------	-----------------------------------	-------------------	-----------------------------	----------------------------

**MORRIS - (See ROVER)**

See Rover

**NISSAN**

100NX Petrol	92 -	55D23L	005L		
200SX Petrol	89 -	55D23R	005R		
280ZX Petrol	79-84	55536/48D26R/NS0	071	069	
300ZX Petrol	84-94	55D26L/NS0ZL	073	068	
350Z	04 -	57412	096		067
ALMERA Petrol	95-00	55D23L	005L		
ALMERA 2.0 GTI Petrol	95-00	65D26L/NS70L	068		073
ALMERA Diesel	95-00	58521	335		
ALMERA 1.5 Petrol	00 -	54324	063		
ALMERA 1.8 Petrol	00 -	55559	065	075	
ALMERA Diesel	00 -	57412	096		067
ALMERRA TINO 1.5 Petrol	00 -	54324	063		
ALMERRA TINO 1.8 Petrol	00 -	55559	065	075	
ALMERRA TINO Diesel	00 -	57412	096		067
BLUEBIRD Petrol, Not 180B	80-90	55559	065	075	
BLUEBIRD 180B Petrol	80-90	55536/48D26R/NS0	071	069	
BLUEBIRD Diesel	86-90	58521	335		
CHERRY Petrol	82-87	53520/36B20L/NS40L	054		
CHERRY Petrol	87 -	53520/36B20L/NS40L	054		
CHERRY Diesel	82-87	58521	335		
LAUREL Petrol	- 86	55536/48D26R/NS0	071	069	
LAUREL Petrol	86 -	55D23R	005R		
LAUREL Diesel	86 -	58522	334		
MAXIMA Petrol	89-94	55D23L	005L		
MICRA Petrol	- 92	53520/36B20L/NS40L	054		
MICRA Petrol UK	92 -	53520/36B20L/NS40L	056		048*
MURANO 3.0 Petrol	05 -	57039	088		
PATROL Petrol	82 -	57024/65D26R/NS70	069	072	071
PATROL GR Petrol	92 -	65D26L/NS70L	068		073
PATROL Diesel, Diesel Turbo	82 -	58522	334		
		58521	335		
PRAIRIE Petrol	83-91	55D23L	005L		
PRIMERA Petrol	90 -	55559	065	075	
PRIMERA Diesel	90 -	57039	088		
PRIMERA Petrol	02 -	57412	096		067
PRIMERA Diesel	02 -	57412	096		067
QX 2.0 Petrol	95 -	55D23L	005L		
QX 3.0 Petrol	95 -	65D26L/NS70L	068		073
SERENA Petrol	93 -	55D23L	005L		
SERENA Diesel	93 -	58522	334		
SILVIA Petrol	84-89	55536/48D26R/NS0	071	069	
SKYLINE 240K GT Petrol	-	57024/65D26R/NS70	069	072	071
SKYLINE 240K GT Petrol	-	54577/36B24L/N40L	048	056	
STANZA Petrol	81-86	55536/48D26R/NS0	071	069	
SUNNY Petrol	82 -	55D23L	005L		
SUNNY Diesel	86 -	58521	335		
TERRANO Petrol	87-93	55D23L	005L		
TERRANO II Petrol	93 -	57024/65D26R/NS70	069	072	071
TERRANO II Diesel	93-96	58522	334		
TERRANO II Diesel Turbo	97 -	58522	334		
X-TRAIL Petrol	00 -	57412	096		067
X-TRAIL Diesel	00 -	57412	096		067
NISSAN LCV					
CABSTAR Petrol	-	55536/48D26R/NS0	071	069	
CABSTAR Diesel	-	60527	664		644
D21 Petrol 1TON PICK UP	-	55536/48D26R/NS0	071	069	
D21 Diesel 1 TON PICK UP	-	59041	644	664	
EBRO TRADE	-	58521	335		
URVAN Petrol	-	55D23L	005L		
URVAN Diesel	-	58522	334	334	
VANETTE Petrol	-	55536/48D26R/NS0	071	069	
VANETTE Diesel	-	57024/65D26R/NS70	069	072	071



Make & Model	Year	Din / Japanese New / Japanese Old	Schnapp Reference	Higher Capacity Alternative	Lower Capacity Alternative
--------------	------	--------------------------------------	-------------------	-----------------------------	----------------------------

**OPEL - (See VAUXHALL)**

See Vauxhall

**PEUGEOT**

106 Petrol	91 -	54324	063		
106 Diesel	93 -	55559	065	075	
107	05 -		002R		
205 Petrol	83 -	54324	063		
205 Diesel, Diesel Turbo	83 -	56219	027		
206 1.1, 1.4, 1.6 Petrol	99 -	54324	063		
206 2.0 Petrol	99 -	54324	063		
206 Cabrio	00 -	56219	027		
206 Diesel	99 -	56219	027		
305 Petrol	78-88	54324	063		
305 Diesel	79-89	56219	027		
306 Petrol	93 -	54324	063		
306 Diesel, Diesel Turbo	93 -	56219	027		
307 Petrol	01 -	54324	063		
307 CC Petrol	03 -	56219	027		
307 Diesel	01 -	56219	027		
309 Petrol	86-88	54324	063		
309 Diesel, Diesel Turbo	86-93	56219	027		
404 Petrol	72-80	54579/36B24R/N40	049	057*	
404 Diesel	72-80	57412	096		067
405 Petrol	87 -	54324	063		
405 Diesel, Diesel Turbo	88 -	56219	027		
406 Petrol	96 -	54324	063		
406 Petrol Coupe	97 -	55559	065	075	
406 Diesel, Diesel Turbo	96 -	56219	027		
407 1.8, 2.0, 2.2 Petrol	04 -	56219	027		
407 3.0 Petrol	04 -	56638	067	096	
407 1.6 Diesel	04 -	56219	027		
407 2.0 Diesel	04 -	56638	067	096	
504 Petrol	76 -	54324	063		
504 Diesel	76 -	57412	096		067
505 Petrol	79-92	56219	027		
505 Diesel, Diesel Turbo	85-90	56219	027		
604 Petrol	75-85	56219	027		
604 Diesel Turbo	79-87	57412	096		067
605 Petrol	90 -	56219	027		
605 Diesel Turbo	90 -	56219	027		
607 Petrol	01 -	56638	067	096	
607 Diesel	01 -	57412	096		067
806 Petrol	95 -	56219	027		
806 Diesel	94 -	57412	096		067
807 Petrol	03 -	56219	027		
807 Diesel	03 -	57412	096		067
PARNTER COMBI (MPV) Petrol	01 -	54324	063		
PARNTER COMBI (MPV) Diesel	01 -	56219	027		
(* Terminal Adapters maybe required)					

**PEUGEOT LCV**

106 Diesel	-	54324	063		
205 Petrol	-	54324	063		
205 Diesel	-	56219	027		
305 Petrol	-	54324	063		
305 Diesel	-	56219	027		
306 Petrol	-	54324	063		
306 Diesel, Diesel Turbo	-	56219	027		
504 Petrol	-	54324	063		
504 Diesel	-	56219	027		
BOXER 270 S Petrol	-	57412	096		067
BOXER 320 M Petrol	-	57412	096		067
BOXER Petrol Bus	-	57412	096		067
BOXER 270 S Diesel	-	57412	096		067

Make & Model	Year	Din / Japanese New / Japanese Old	Schnapp Reference	Higher Capacity Alternative	Lower Capacity Alternative
--------------	------	--------------------------------------	-------------------	-----------------------------	----------------------------

**PEUGEOT - LCV**

	-	58827	017		
BOXER 320 L, M Diesel	-	57412	096		067
	-	58827	017		
BOXER 350 L, M Diesel	-	57412	096		067
	-	58827	017		
BOXER Diesel Bus	-	57412	096		067
	-	58827	017		
EXPERT J5, J9 1.6, 1.8, 2.0 Petrol	-	56077	075		065
EXPERT J5, J9 1.9, 2.0, 2.3 2.5 Diesel	-	57412	096		067
EXPRESS 1000, 250 Petrol	-	56219	027		
EXPRESS 1400, 290 Petrol	-	56219	027		
EXPRESS 1500, 310 Petrol	-	56219	027		
EXPRESS 1800, 350 Petrol	-	56219	027		
EXPRESS Sportsman Petrol	-	56219	027		
EXPRESS 1000, 250 Diesel	-	57412	096		067
EXPRESS 1400, 290 Diesel	-	57412	096		067
EXPRESS 1500, 310 Diesel	-	57412	096		067
EXPRESS 1800, 350 Diesel	-	57412	096		067
EXPRESS Sportsman Diesel	-	57412	096		067
PARTNER Petrol	-	54324	063		
PARTNER Diesel	-	56219	027		

**POLSKI - (See FSO)**

See FSO

**PORSCHE**

911	- 73	54324	063 x2		
911 Carrera	73-92	56638	067	096	
911 Carrera 4	93 -	57412	096		067
924	- 85	55559	065	075	
924 S	85 -	55559	065	075	
925	- 85	55559	065	075	
928	77-85	56638	067	096	
928 S	85 -	56638	067	096	
944 S	86-91	56638	067	096	
944 S	91 -	56638	067	096	
968	91 -	56638	067	096	
BOXSTER	97 -	57412	096		067
CAYENNE	03 -	58827	017		

**PROTON**

AEROBACK 1.3, 1.5	- 96	55D23R	005R		
COUPE 1.8 Petrol	01 -	57024/65D26R/NS70	069	072	071
GEN - 2	04 -	55559	065	075	
IMPIAN	00 -	55D23L	005L		
JUMBUCK	04 -	55D23R	005R		
SAVVY	06 -				
PERSONA Petrol	91 -	55536/48D26R/NS0	071	069	
PERSONA Compact	96 -	55716	AM58		
PERSONA Diesel	91 -	58522	334		
PROTON	91 -	55536/48D26R/NS0	071	069	
SATRIA 1.3, 1.5, 1.6, 1.8	00 -	57024/65D26R/NS70	069	072	071
WIRA 1.3, 1.5, 1.6, 1.8	00 -	57024/65D26R/NS70	069	072	071

**RANGE ROVER - (See LAND ROVER)**

See Landrover



Make & Model	Year	Din / Japanese New / Japanese Old	Schnapp Reference	Higher Capacity Alternative	Lower Capacity Alternative
<b>RELIANT</b>					
KITTEN	62-78	530 030 030	895		
REBEL	62-78	530 030 030	895		
ROBIN	62-78	530 030 030	895		
SCIMITAR	66-86	54236	015		038
SS1/SST SS1	85 -	54324	063		

Make & Model	Year	Din / Japanese New / Japanese Old	Schnapp Reference	Higher Capacity Alternative	Lower Capacity Alternative
<b>RENAULT</b>					
4 Petrol	70-88	54577/36B24L/N40L	048	056	
5 Petrol, (Not GT Turbo)	85 -	54324	063		
5 GT Petrol Turbo	85 -	54324	063		
5 TD	86 -	56219	027		
9 Petrol	81-88	54324	063		
9 TD	83 -	56219	027		
10 Petrol	69-72	54577/36B24L/N40L	048	056	
11 Petrol	83-89	54324	063		
11 TD	83 -	56219	027		
12 Petrol	69-80	54577/36B24L/N40L	048	056	
14 Petrol	77-82	54577/36B24L/N40L	048	056	
15 Petrol	72-80	54577/36B24L/N40L	048	056	
16 Petrol	65-79	54577/36B24L/N40L	048	056	
17 Petrol	71-79	54577/36B24L/N40L	048	056	
18 Petrol	78-86	54577/36B24L/N40L	048	056	
18 Diesel	80-86	56219	027		
19 Chamade Petrol	88 -	54324	063		
19 Petrol	88 -	54324	063		
19 Diesel, Diesel Turbo	88 -	56219	027		
20 Petrol	76-83	55559	065	075	
21 Petrol	86 -	54324	063		
21 Diesel Turbo	86 -	56219	027		
25 Petrol	84-92	54324	063		
30 Petrol	76-84	56219	027		
ALPINE A310, GT Petrol V6	86-90	55559	065	075	
ALPINE GTA Petrol V6	86-90	56219	027		
CLIO 1.2, 1.4 Petrol	91 -	54324	063		
CLIO 1.6, 1.8, 2.0 Petrol	91 -	54324	063		
CLIO 2.0 Petrol	91 -	55559	065	075	
CLIO Diesel	91 -	56219	027		
ESPACE Petrol	85 -	56219	027		
ESPACE Diesel Turbo	93 -	57412	096		067
KANGOO (MPV) Petrol	01 -	55559	065	075	
KANGOO (MPV) Diesel	01 -	56219	027		
LAGUNA 1.6, 1.8, 2.0 Petrol	94-00	54324	063		
LAGUNA 3.0 Petrol	94-00	56219	027		
LAGUNA 2.2 Diesel	93-00	57412	096		067
LAGUNA 1.6, 1.8, 2.0 Petrol	01 -	56219	027		
LAGUNA V6 Petrol	01 -	57412	096		067
LAGUNA Diesel	01 -	57412	096		067
MEGANE Petrol	96 -	54324	063		
MEGANE Diesel, Diesel Turbo	96 -	57412	096		067
MEGANE CABRIOLET	97 -	57412	096		067
MEGANE CLASSIC Petrol	97 -	56219	027		
MEGANE CLASSIC Diesel Turbo	97 -	57412	096		067
MEGANE COUPE	97 -	56219	027		
MEGANE SCENIC Petrol	96-99	*See Below	063		
MEGANE SCENIC Petrol	99 -	56219	027		
MEGANE SCENIC Diesel	99 -	57412	096		067
MEGANE SCENIC Diesel Turbo	97 -	57412	096		067
MEGANE SCENIC RX4 Petrol	00 -	56219	027		
MEGANE SCENIC RX4 Diesel	00 -	57412	096		067
MODUS 1.2, 1.6 Petrol	04 -	53424	063		
MODUS 1.5 Diesel	04 -	56219	027		
SAFRANE Petrol	93 -	56219	027		
SAFRANE Diesel	93 -	57412	096		067
SCENIC 1.4, 1.6, 1.8	97 -	56219	027		
SCENIC 2.0 Petrol	01 -	57412	096		067
SCENIC 1.9 Diesel	01 -	57412	096		067

Make & Model	Year	Din / Japanese New / Japanese Old	Schnapp Reference	Higher Capacity Alternative	Lower Capacity Alternative
<b>RENAULT - (Continued)</b>					
SPIDER	96 -	55559	065	075	
TWINGO 1.2	93 -	53424	063		
VEL SATIS	02 -	57412	096		067
(1) GEL Battery Possibly fitted - dealership only.					
(* Terminal Adapters maybe required)					

Make & Model	Year	Din / Japanese New / Japanese Old	Schnapp Reference	Higher Capacity Alternative	Lower Capacity Alternative
<b>RENAULT LCV</b>					
5 Petrol	- 89	53424	063		
5 TD	- 89	56219	027		
CLIO Petrol	- 95	53424	063		
CLIO Diesel	-	56219	027		
EXTRA Petrol	-	53424	063		
EXTRA Diesel	-	56219	027		
KANGOO Petrol	98 -	55559	065	075	
KANGOO Diesel	98 -	56077	075		065
MASTER Petrol	-	55559	065	075	
MASTER Diesel	-	58827	017		
TRAFIC 1.4 Petrol	-	54577/36B24L/N40L	048	056	
TRAFIC 1.7 Petrol	-	55559	065	075	
TRAFIC 2.0 Petrol	-	56219	027		
TRAFIC 2.1 Diesel	-	56219	027		
TRAFIC 2.5 Diesel	-	58827	017		
(* Terminal Adapters maybe required)					

Make & Model	Year	Din / Japanese New / Japanese Old	Schnapp Reference	Higher Capacity Alternative	Lower Capacity Alternative
<b>RILEY - (See ROVER)</b>					
See Rover					

Make & Model	Year	Din / Japanese New / Japanese Old	Schnapp Reference	Higher Capacity Alternative	Lower Capacity Alternative
<b>ROLLS ROYCE</b>					
CORNICHE		57024/65D26R/NS70	069 x2	072	071
PARK WARD		57024/65D26R/NS70	069 x2	072	071
ROLLS-ROYCE Phantom	-	57039	088		
ROLLS-ROYCE Silver Cloud	-	57039	088		
ROLLS-R Not Phantom, Silver Cloud	-	57024/65D26R/NS70	069	072	071
SILVER SERAPH		57024/65D26R/NS70	069 x2	072	071

Make & Model	Year	Din / Japanese New / Japanese Old	Schnapp Reference	Higher Capacity Alternative	Lower Capacity Alternative
<b>ROVER</b>					
25 1.1, 1.4, 1.6 Petrol	99 -	53424	063		
25 1.8 Petrol	99 -	55559	065	075	
25 Diesel Turbo	99 -	57412	096		067
45 1.6, 1.8 Petrol	99 -	55559	065	075	
45 2.0 V6 Petrol	99 -	56077	075		065
45 Diesel Turbo	99 -	57412	096		067
75 1.8 Petrol	99 -	56077	075		065
75 1.8 Petrol Auto	99 -	57412	096		067
75 2.0 V6 Petrol	99 -	57412	096		067
75 2.5 V6 Petrol	99 -	57412	096		067
75 Diesel Turbo	99 -	57412	096		067
100 Petrol	91 -	53424	063		
100 Diesel	91 -	56219	027		
213, 214, 216 Petrol	87 -	53424	063		
218 Petrol	87 -	55559	065	075	
220 Petrol	87 -	55559	065	075	
200 Diesel, Diesel Turbo	91 -	56219	027		
400 1.6 Tourer, 1.8 Tourer Petrol	95 -	53424	063		
400 2.0 Tourer Petrol	95 -	55559	065	075	
400 2.3 Tourer Petrol	95 -	56219	027		
400 1.4 Petrol	90 -	53424	063		
400 1.6 Petrol	95 -	54524/46B24RS/NS60	057*		
400 2.0 Petrol	91 -	55559	065	075	



Make & Model	Year	Din / Japanese New / Japanese Old	Schnapp Reference	Higher Capacity Alternative	Lower Capacity Alternative
<b>ROVER - (Continued)</b>					
400 Tourer Diesel Turbo	95 -	56219	027		
400 Diesel, Diesel Turbo	91 -	56219	027		
600 1.8, 2.3 Petrol	93 -	55559	065	075	
600 2.0i	93 -	53424	063		
600 Diesel	93 -	57412	096		067
800 2.0 2.5, 2.7 Petrol	87 -	56219	027		
800 Diesel	87 -	57412	096		067
ALLEGRO Petrol	73-84	54236	015		038
ITAL Petrol	72-80	54236	015		038
MAESTRO Petrol	83 -	53424	063		
MAESTRO Diesel	83 -	57412	096		067
MARINA Petrol	71-80	54236	015		038
MAXI Petrol	69-81	54236	015		038
METRO Petrol	- 84	53857	038	015	
METRO Petrol	85 -	53424	063		
METRO Diesel	85 -	53424	063		
MGB Petrol	- 74	05611	421 x2		
MGB Petrol	74-81	55536/48D26R/NS0	071	069	
MGF Petrol	95-01	55559	065	075	
MGTF Petrol	02 -	55559	065	075	
MG RV8	92-95	55559	065	075	
MINI Petrol	60-70	54464	077		
MINI 1.0 Petrol	70-92	53857	038	015	
MINI 1.3 Petrol	65-00	54236	015		038
MINI Cooper 1.3 Petrol	91-00	53520/36B20L/NS40L	054		
MONTEGO Petrol	84-95	53424	063		
MONTEGO Diesel, Diesel Turbo	84-95	57412	096		067
STREETWISE 1.4 Petrol	03 -	53424	063		
STREETWISE 2.0Diesel	03 -	56077	075		065
SD1 3.5 Petrol	-	57024/65D26R/NS70	069	072	071
ZR 1.4 Petrol	01 -	53424	063		
ZR 1.8 Petrol	01 -	55559	065	075	
ZR Diesel	01 -	57412	096		067
ZS 1.8 Petrol	01 -	55559	065	075	
ZS V6 Petrol	01 -	56077	075		065
ZT Petrol	01 -	57412	096		067
(* Terminal Adapters maybe required)					

<b>SAAB</b>					
900 i Petrol	- 94	55536/48D26R/NS0	071	069	
900 Petrol	- 94	55536/48D26R/NS0	071	069	
900 Petrol Turbo	- 94	56219	027		
900 Petrol	94 -	56219	027		
9000 Petrol, Not 3.0 V6	85 -	56219	027		
9000 3.0 Petrol V6	94 -	57412	096		067
9-3 Petrol	98 -	56219	027		
9-3 Diesel	00 -	57412	096		067
9-5 Petrol	97 -	57412	096		067
9-5 Petrol	01 -	58827	017		
9-5 Diesel	01 -	58827	017		
90/99 99 Petrol	- 84	55536/48D26R/NS0	071	069	
95/96 95, 96 Petrol	70-81	55536/48D26R/NS0	071	069	

<b>SEAT</b>					
ALHAMBRA Petrol	97 -	55559	065	075	
ALHAMBRA Diesel Turbo	97 -	58827	017		
ALHAMBRA 2.0 2.3 Petrol	00 -	56077	075		065
ALHAMBRA 2.8 V6 Petrol	00 -	57412	096		067
ALHAMBRA 1.9 Diesel	00 -	57412	096		067
AROSA Petrol	97 -	53424	063		
AROSA Diesel	99 -	56638	067	096	
ALTEA Petrol	04 -	55559	065	075	
ALTEA Diesel	04 -	56219	027		
CORDOBA Petrol	93-96	55559	065	075	

Make & Model	Year	Din / Japanese New / Japanese Old	Schnapp Reference	Higher Capacity Alternative	Lower Capacity Alternative
<b>SEAT - (Continued)</b>					
CORDOBA Diesel, Diesel Turbo	93-96	56318	010		
CORDOBA Petrol	96 -	53424	063		
CORDOBA 2.0 Petrol	96 -	55559	065	075	
CORDOBA Diesel, Diesel Turbo	96 -	57412	096		067
IBIZA Petrol	84 -	54464	077		
IBIZA Diesel	84 -	55585	078		
LEON Petrol	99 -	55559	065	075	
LEON Diesel	99 -	57412	096		067
MALAGA Petrol	85 -	54464	077		
MALAGA Diesel	85 -	56318	010		
MARBELLA Petrol	88 -	54464	077		
TOLEDO Petrol	91-99	55559	065	075	
TOLEDO Diesel, Diesel Turbo	91-99	57412	096		067
TOLEDO 1.6, 1.8 Petrol	99 -	55559	065	075	
TOLEDO 2.3 V5 Petrol	99 -	56077	075		065
TOLEDO Diesel Turbo	99 -	580 043 064	58044		

<b>SIMCA - (See TALBOT)</b>					
See Talbot					

<b>SINGER - (See TALBOT)</b>					
See Talbot					

<b>SKODA</b>					
ESTELLE	84-89	53424	063		
FAVORIT	89-96	53424	063		
FABIA 1.4 Petrol	00 -	56077	075		065
FABIA 2.0	00 -	57412	096		067
FABIA Diesel Turbo	00 -	56077	075		065
FELICIA	95 -	53424	063		
OCTAVIA 1.6, 1.8, 2.0	98 -	56219	027		
OCTAVIA 1.9 Diesel Turbo	98 -	57412	096		067
OCTAVIA 1.9 Diesel Turbo	01 -		58044		
SUPERB	01 -	57412	096		067
SUPERB,TDI	01 -		58044		

<b>SKODA LCV</b>					
FELICIA Truckman	-	53424	063		
CABRIOLET	98 -	53424	063		

<b>SMART (MCC)</b>					
CITY-COUPÉ	98 -	53424	063		
FORFOUR,ROADSTER		53424	063		

<b>SSANGYONG</b>					
ACTYON	06 -	58522	334		
KORANDO 2.3 Petrol	97 -	57024/65D26R/NS70	069	072	071
KYRON	06 -	58522	334		
MUSSO Gx220 Petrol	97 -	58522	334		
MUSSO Diesel	94 -	58522	334		
REXTON	03 -	58522	344		
RODIUS	05 -	58522	344		



# Car Batteries - Subaru / Subaru LCV / Sunbeam / Suzuki / Toyota / Toyota LCV

Make & Model	Year	Din / Japanese New / Japanese Old	Schnapp Reference	Higher Capacity Alternative	Lower Capacity Alternative
<b>SUBARU</b>					
FORESTER	98 -	55D23L	005L		
FORESTER SG2.0	02 -	56077	075		065
IMPREZA	93 -	55D23L	005L		
IMPREZA SPORTS WAGON	93 -	55D23L	005L		
JUSTY	84 -	53520/36B20L/NS40L	054		
LEGACY 2.0, 2.2	89 -	55D23L	005L		
LEGACY 2.5	89 -	55D23R	005R		
SUBARU XT	84 -	50D20R	004R		
SUBARU 1.6	84 -	55D23R	005R		
SUBARU 1.8	84 -	55D23R	005R		
SVX	92 -	57024/65D26R/NS70	069	072	071
VIVIO	92 -	53520/36B20L/NS40L	054		

<b>SUBARU LCV</b>					
700	85-88	54577/36B24L/N40L	048	056	
MV PICK UP 1.8	81-94	55D23R	005R		
SUMO	88-93	53520/36B20L/NS40L	054		
(* Terminal Adapters maybe required)					

<b>SUNBEAM - (See TALBOT)</b>					
See Talbot					

<b>SUZUKI</b>					
ALTO	81 -	53522/36B20R/NS40	055		
ALTO 1.1	03 -	54579/36B24R/N40	049		
BALENO	95 -	53520/36B20L/NS40L	054		
CAPPUCCINO	93 -	53520/36B20L/NS40L	054		
GRAND VITARA Petrol	95 -	55D23L	005L		
GRAND VITARA Diesel	96 -	58522	334		
IGNIS	01 -	53520/36B20L/NS40L	054		
JIMNY 1.3	98 -	53520/36B20L/NS40L	054		
LIANA	01 -	53522/36B20R/NS40	055		
LJ	80-82	53522/36B20R/NS40	055		
SJ 410	82-90	53522/36B20R/NS40	055		
SJ 413	85 -	53522/36B20R/NS40	055		
SWIFT SA310	88 -	53522/36B20R/NS40	055		
SWIFT	84 -	53522/36B20R/NS40	055		
VITARA Petrol Not Spanish Built	89 -	53522/36B20R/NS40	055		
VITARA Petrol Spanish Built	89 -	53235	002R		
WAGON R+	97 -	53520/36B20L/NS40L	054		
X-90	96 -	53520/36B20L/NS40L	054		
(* Terminal Adapters maybe required)					

<b>TOYOTA</b>					
4-RUNNER Petrol	93 -	57024/65D26R/NS70	069	072	071
4-RUNNER Diesel Turbo*	93 -	57024/65D26R/NS70	069	072	071
		65D26L/NS70L	068		073
		58521	335		
		58522	334		
AVENSIS, VERSO Petrol	98 -	55559	065	075	
AVENSIS Diesel	98 -	57412	096		067
AVENSIS 2.0	03 -	57412	096		067
AYGO	05 -		002L		
CAMRY Petrol	84 -	55D23L	005L		
CAMRY 1.8, 2.0 Petrol	91 -	55D23L	005L		
CAMRY 2.2, 2.5, 3.0 Petrol	91-96	65D26L/NS70L	068		073
CAMRY Diesel Turbo	84 -	58521	335		
CARINA Petrol	84-92	55D23L	005L		
CARINA E 1.5, 1.6 Petrol	92 -	55559	065	075	

Make & Model	Year	Din / Japanese New / Japanese Old	Schnapp Reference	Higher Capacity Alternative	Lower Capacity Alternative
<b>TOYOTA - (Continued)</b>					
CARINA E 2.0 Petrol	92 -	56219	027		
CARINA E Diesel	92	58521	335		
CARINA E Petrol Japan	92 -	55D23L	005L		
CELICA Petrol	- 84	55D26L/NS0ZL	073	068	
CELICA Petrol	84 -	55D23L	005L		
COROLLA Petrol	- 83	55D26L/NS0ZL	073	068	
COROLLA Petrol	84-00	55D23L	005L		
COROLLA Diesel	84 -	58521	335		
COROLLA E12 1.4, 1.6 Petrol	02 -	53424	063		
COROLLA E12 1.8 Petrol	02 -	56077	075		065
COROLLA E12 2.0 Diesel	02 -	58521	335		
CORONA Petrol	83 -	65D26L/NS70L	068		073
CRESSIDA Petrol	78 -	65D26L/NS70L	068		073
CRESSIDA Diesel	81-82	58521	335		
CROWN Petrol	75 -	65D26L/NS70L	068		073
LANDCRUISER Petrol	75 -	58521	335		
LANDCRUISER Colorado Petrol	97 -	58521	335		
LANDCRUISER Diesel Turbo (1)	79 -	58522	334		
		57024	069 &	072	071
		65D26L/NS70L	068		073
		58521	335		
		58522	334		
MR2 Petrol	84-91	50D20L	004L		
MR2 Petrol	92-00	50D20L	004L		
MR2 Petrol	01 -	53520/36B20L/NS40L	054		
PASEO Petrol	96 -	55D23R	005R		
PICNIC Petrol		54577/36B24L/N40L	048		
PICNIC Diesel		65D26L/NS70L	068		073
PREVIA Petrol	90 -	55D23L	005L		
PREVIA Diesel		65D26L/NS70L	068		073
PRIUS	00 -	53520/36B20L/NS40L	054		
RAV-4 Petrol	94 -	54579/36B24R/N40	049		
RAV-4 Petrol Auto	94 -	53522/36B20R/NS40	055		
RAV-4 Diesel	01 -	57040	089		
SPACE CRUISER Petrol	83-90	50D20R	004R		
STARLET Petrol	78-82	55D23R	005R		
STARLET Petrol	82-89	54524/46B24RS/NS60	057*		
STARLET Petrol	89 -	50D20L	004L		
SUPRA Petrol	86 -	55D23L	005L		
TERCEL Petrol	84 -	55D23R	005R		
YARIS	99 -	55559	065	075	
YARIS 1.5	00 -	54524/46B24RS/NS60	057		
YARIS VERO 1.4TDI	01 -	55D23L	005L		
(* Terminal Adapters maybe required)					
(1) OE filament differs depending on the application - please check.					

<b>TOYOTA LCV</b>					
HI-ACE Petrol *	-	55536/48D26R/NS0	071	069	
	-	55D26L/NS0ZL	073	068	
HI-ACE Diesel*	-	58522	334		
	-	60528	663		643
HI-LUX Petrol	-	55D23R	005R		
HI-LUX Petrol	-	65D26L/NS70L	068		073
HI-LUX Diesel *	-	58522	334		
	-	57024	069 &	072	071
	-	65D26L/NS70L	068		073
	-	58521	335		
	-	58522	334		
LITE-ACE Petrol	-	53520/36B20L/NS40L	054		
LITE-ACE Diesel	-	57024/65D26R/NS70	069	072	071
LITE-ACE Diesel	-	59040	643	663	

<b>TVR</b>					
TVR Cerbera	96 -	57024/65D26R/NS70	069	072	071
TVR Chimaera	93 -	57024/65D26R/NS70	069	072	071





Make & Model	Year	Din / Japanese New / Japanese Old	Schnapp Reference	Higher Capacity Alternative	Lower Capacity Alternative
--------------	------	--------------------------------------	-------------------	-----------------------------	----------------------------

**TVR - (Continued)**

TVR Griffith	93 -	57024/65D26R/NS70	069	072	071
TVR Tuscan	00 -	65D26L/NS70L	068		073
TVR Tamora	00 -	65D26L/NS70L	068		073
TVR Taimar	79 -	54236	015		038
TVR Tasmin	- 80	54236	015		038
TVR Tasmin	80-92	57040	089		
TVR 3.0 M	74 -	54236	015		038
TVR i 350	85 -	57040	089		

**TRIUMPH - (See ROVER)**

See Rover					
-----------	--	--	--	--	--

**VAUXHALL**

AGILA	00 -	53424	063		
ASTRA 1.2, 1.3 Petrol	80 -	53424	063		
ASTRA 1.4, 1.6, 1.8, 2.0 Petrol	80 -	53424	063		
ASTRA 2.2	00 -	55559	065	075	
ASTRA Diesel, Diesel Turbo	82-98	57412	096		067
ASTRA Diesel, Diesel Turbo	99 -	57412	096		067
BELMONT Petrol	86-91	53424	063		
BELMONT Diesel	86-91	57412	096		067
CALIBRA Petrol	90 -	53424	063		
CALIBRA Petrol 2.5 V6	93 -	56077	075		065
CARLTON Petrol	78-94	53424	063		
CARLTON Diesel, Diesel Turbo	82-94	57412	096		067
CAVALIER 1.3 Petrol	77-88	53424	063		
CAVALIER 1.4, 1.6, 1.8, 2.0, Petrol	75-94	53424	063		
CAVALIER 2.5 Petrol	75-94	55559	065	075	
CAVALIER Diesel, Diesel Turbo	82-94	57412	096		067
CORSA Petrol	93 -	53424	063		
CORSA Diesel, Diesel Turbo	93-98	56077	075		065
CORSA Diesel, Diesel Turbo	99 -	57412	096		067
FRONTERA 2.0i, 2.2i, 2.4i Petrol	91 -	55559	065	075	
FRONTERA 3.2	98 -	58521	335		
FRONTERA Diesel Turbo	91 -	57412	096		067
MERIVA 1.6, 1.8 Petrol	03 -	56077	075		065
MERIVA 1.7 Diesel	03 -	57412	096		067
MONARO V8	02 -	57412	096		067
MONTEREY Petrol	92 -	55D23R	005R		
MONTEREY Diesel Turbo	92 -	57024/65D26R/NS70	069 x2	072	071
NOVA 1.0, 1.2, 1.3 Petrol	83-93	53424	063		
NOVA Diesel, Diesel Turbo	83-93	57412	096		067
OMEGA Petrol	94 -	55559	065	075	
OMEGA Diesel Turbo	94-98	57412	096		067
OMEGA Diesel Turbo	99 -	58827	017		
SENATOR Petrol	84-93	55559	065	075	
SIGNUM Petrol	03 -	56638	067	096	
SIGNUM Diesel	03 -	58827	017		
SINTRA Petrol	97 -		AM75		
TIGRA Petrol	94 -	53424	063		
VECTRA Petrol	95 -	53424	063		
VECTRA 2.2 Petrol	00 -	56077	075		065
VECTRA Petrol 2.5 V6	95 -	55559	065	075	
VECTRA Diesel Turbo	95 -	57412	096		067
VECTRA 3.0CDTI	04 -		58044		
VX220	00 -	55559	065	075	
ZAFIRA 1.6, 1.8, 2.0 Petrol	99 -	55559	065	075	
ZAFIRA 2.2 Petrol	00 -	56077	075		065
ZAFIRA Diesel	99 -	57412	096		067

**VAUXHALL LCV**

ARENA 1.9, 2.5 Diesel	98 -	57412	096		067
-----------------------	------	-------	-----	--	-----

Make & Model	Year	Din / Japanese New / Japanese Old	Schnapp Reference	Higher Capacity Alternative	Lower Capacity Alternative
--------------	------	--------------------------------------	-------------------	-----------------------------	----------------------------

**VAUXHALL - (Continued)**

ASTRA Petrol	-	53424	063		
ASTRA Diesel	-	57412	096		067
ASTRAMAX Petrol	-	53424	063		
ASTRAMAX Diesel	-	57412	096		067
BRAVA Diesel	-	58522	334		
CA Petrol Van	-	55536/48D26R/N50	071	069	
CA Diesel Van	-	59041	644	664	
CF 14, 18 Petrol Van	-	53857	038	015	
CF 230, 250 Petrol Van	-	53424	063		
CF 280, 350 Petrol Van	-	53424	063		
CF Diesel Van	-	59041	644	664	
COMBO Petrol		53424	063		
COMBO Petrol 1.6i		56077	075		065
COMBO Diesel	- 01	57412	096		067
COMBO Diesel	02 -	57412	096		067
CORSA Petrol	-	53424	063		
CORSA Diesel, Diesel Turbo	93-98	56077	075		065
CORSA Diesel, Diesel Turbo	99 -	57412	096		067
KB 26 Petrol	-	57024/65D26R/NS70	069	072	071
KB 41 D Petrol	-	55536/48D26R/N50	071	069	
MOVANO	99 -	58827	017		
MIDI Petrol Van	-	53424	063		
MIDI Diesel Van	-	57024/65D26R/NS70	069	072	071
MIDI Petrol	-	53424	063		
MIDI Diesel	-	57024/65D26R/NS70	069	072	071
MOVANO	99 -	58827	017		
NOVA Petrol	-	53424	063		
NOVA Diesel	-	56077	075		065
RASCAL Petrol	-	53857	038	015	
RASCAL Petrol	-	53857	038	015	
TL 214, 300 Petrol Tilt Cab	-	55559	065	075	
VIVARO	02 -	57412	096		067

**VOLKSWAGON**

BEETLE	60-91				
Petrol 6v		05611	421		
Petrol 12v		53424	063		
BEETLE (NEW)	99 -				
Petrol		55559	065	075	
CABRIOLET MK2 Petrol	03 -	57412	096		067
Diesel, Diesel Turbo		57412	096		067
BORA	99 -				
1.4 Petrol		53424	063		
1.6, 1.8, 2.0 Petrol		55559	065	075	
2.3 V5, 2.8 V6 Petrol		57412	096		067
Diesel, Diesel Turbo	99 -	57412	096		067
CORRADO	88-95				
Petrol		56219	027		
GOLF	74-97				
1.3, 1.4, Petrol		53424	063		
1.6, 1.8 GTi, 2.0 GTi Petrol		55559	065	075	
VR6 Petrol		56077	075		065
R32	01 -	56077	075		065
Diesel, Diesel Turbo		57412	096		067
GOLF	98 -				
1.4, 1.6 Petrol		53424	063		
1.8 GTi, 1.8T GTi, 2.0GTi		55559	065	075	
2.3 V5, 2.8 V6 Petrol		57412	096		067
Diesel, Diesel Turbo	98 -	57412	096		067
GOLF MK5 Petrol	04 -	57412	096		067
JETTA	79-92				
Petrol		53424	063		
Diesel, Diesel Turbo		57412	096		067
LUPO	99 -				
Petrol		53424	063		
Diesel, Diesel Turbo		55559	065	075	



Make & Model		Din / Japanese New / Japanese Old	Schnapp Reference	Higher Capacity Alternative	
<b>VOLKSWAGEN - (Continued)</b>					
PASSAT	85-97				
Petrol		55559	065	075	
VR6 Petrol		56077	075		065
Diesel, Diesel Turbo		57412	096		067
PASSAT	97 -				
1.8T Petrol		53424	063		
2.0 Petrol		53424	063		
2.3 V5, 2.5 V6, 2.8 V6 Petrol		57412	096		067
W8	02 -	580 043 064	58044		
Diesel, Diesel Turbo	97 -	580 043 064	58044		
POLO	75-95				
1.0, 1.3 Petrol		53424	063		
1.6 Petrol		55559	065	075	
Diesel, Diesel Turbo		56077	075		065
POLO	96 -				
Petrol		53424	063		
1.4 Auto Petrol		56219	027		
Diesel, Diesel Turbo		56219	027		
SCIROCCO	74-92				
1.6 Petrol		53424	063		
1.8, GTI Petrol		55559	065	075	
SHARAN	95-00				
Petrol		55559	065	075	
Diesel, Diesel Turbo		58827	017		
SHARAN	00 -				
1.8T Petrol		55559	065	075	
2.0 2.3 Petrol		56077	075		065
2.8 V6 Petrol		57412	096		067
Diesel, Diesel Turbo		57412	096		067
TOUAREG	03 -	58827	017		
TOURAN Petrol	03 -	56219	027		
TOURAN Diesel			58044		
VENTO	92-97				
Petrol		55559	065	075	
Diesel, Diesel Turbo		57412	096		067

Make & Model		Din / Japanese New / Japanese Old	Schnapp Reference	Higher Capacity Alternative	Lower Capacity Alternative
<b>VOLKSWAGEN LCV</b>					
CADDY	83 -				
Petrol		55559	065	075	
Diesel		56077	075		065
CARVELLA	91 -				
Petrol		56077	075		065
1.9 Diesel	- 93	57412	096		067
2.5 Diesel	93 -	58827	017		
LT28	- 96				
Petrol *		56077	075		065
		57412	096		067
Diesel*		58827	017		
		61023	630		
LT28	96 -				
Petrol		56638	067	096	
Diesel		58827	017		
LT31	- 96				
Petrol *		56077	075		065
		57412	096		067
Diesel*		58827	017		
		61023	630		
LT31	96 -				
Petrol		56638	067	096	
Diesel		58827	017		
LT35	- 96				
Petrol *		56077	075		065
		57412	096		067
Diesel*		58827	017		
		61023	630		
LT35	96 -				

Make & Model	Year	Din / Japanese New / Japanese Old	Schnapp Reference	Higher Capacity Alternative	Lower Capacity Alternative
<b>VOLKSWAGEN LCV - (Continued)</b>					
Petrol			56638	067	096
Diesel			58827	017	
LT40	- 96				
Petrol *		56077	075		065
		57412	096		067
Diesel*		58827	017		
		61023	630		
LT40	96 -				
Petrol		56638	067	096	
Diesel		58827	017		
LT45	- 96				
Petrol *		56077	075		065
		57412	096		067
Diesel*		58827	017		
		61023	630		
LT45	96 -				
Petrol		56638	067	096	
Diesel		58827	017		
TRANSPORTER	79 -				
1.6 Petrol		55559	065	075	
1.9, 2.0, 2.1 Petrol		56077	075		065
2.5 Petrol		57412	096		067
1.6, 1.9 Diesel		57412	096		067
2.4, 2.5 Diesel		58827	017		

Make & Model	Year	Din / Japanese New / Japanese Old	Schnapp Reference	Higher Capacity Alternative	Lower Capacity Alternative
<b>VOLVO</b>					
240	74-93				
2.0, 2.3 Petrol		55536/48D26R/NS0	071	069	
2.7 Petrol		57024/65D26R/NS70	069	072	071
Diesel		57412	096		067
340 / 360	75-91				
Petrol		53424	063		
Diesel		56638	067	096	
440 / 460 / 480	86-96				
1.6, 1.7 Petrol		53424	063		
1.7 Turbo, 1.8, 2.0 Petrol		56219	027		
Diesel		56219	027		
740 / 760 / 780	85-92				
2.0, 2.3 Petrol		56219	027		
2.9 Petrol		56638	067	096	
Diesel Turbo		57412	096		067
850	91-96				
Petrol		56219	027		
Diesel Turbo		57412	096		067
940 / 960	90-98				
2.0, 2.3 Petrol		56219	027		
2.9 Petrol		56638	067	096	
Diesel Turbo		57412	096		067
S40 / V40	96 -				
1.6, 1.8 Petrol		56219	027		
T4, 2.0T		56638	067	096	
Diesel Turbo		57412	096		067
S40/V50	04 -	57412	096		067
C70	97 -				
2.0 Petrol		56219	027		
2.4, T5 Petrol		57412	096		067
CROSS COUNTRY	00 -				
2.4 Petrol		57412	096		067
S60					
2.0 Petrol		56638	067	096	
2.4, T5 Petrol		57412	096		067
Diesel Turbo		57412	096		067
S80					
2.4 Petrol		57412	096		067
2.9, T6 Petrol		58827	017		
Diesel Turbo		58827	017		
V70					
2.4, T5 Petrol		56219	027		
Diesel Turbo		57412	096		067
XC70 XC90	03 -	57412	096		067



Make & Model	Quantity	Schnapp Commercial
--------------	----------	--------------------

**AEC**

Marshall	4	511
Mercury MKI, MKII	4	511
Ranger 4M4	2	648
Reliance 505, 691	4	541
Swift 505, 691, MP2/3/4R	4	541
Tilt Cab Range, Mandator, Major	2	648
Tilt Cab Range, Mercury, Marshall	2	648
Tilt Cab Range, Monarch, Minor	2	648

**AWD**

TL7-14, TL8-14, TL13-16, TL17-18	1	647
----------------------------------	---	-----

**ALBION**

CA18A, 2CD40, 2CD41	2	648
CD13CL, CD21AXL	2	531
CD2 1 D	2	644
CD65B, CD65BTR, RE29	2	648
C1H13A, CH13DTR, CH17CTR	2	644
CH40, CH57TR, CH21F, CH55R	2	648
CH51A, CH51ATR, CH53ATR	2	644
RE29, RE29C, RE29D, RE31, RE31C, RE31D	2	644
RE33A, RE35A, D65, BTR	2	648

**ATKINSON**

All Models with CUMMINS 24v Engine	2	647
Borderer T3246XBL, T3246RR	2	647
Borderer T3446C, T3448XB	2	647
Defender	2	647
Defender Haul L3086C, L3086CL	2	647
Defender Haul S3086XB/L, S2466X	2	643
Defender Tipper S2686XB, S3086C, 53086CL	2	647
Searcher	2	647
Searcher Hall, Tipper	2	643
Venturer	2	647

**BEDFORD – OPEL**

KMR, KMS Coach Series	2	644
KMR, KMS Coach Series (YRQ Chassis)	4	531
TJ & TK 220 Ranges - Diesel	1	644
TJ & TK 330 Ranges - Diesel	1	647
TJ & TK 500 Ranges - Diesel	2	644
TJ & TK570/1000 - Diesel	2	643
TK850 – 330 Engine	2	647
TK850 – 500 Engine	2	644
Tilt Cab 214/300 -Petrol	1	075
TL330 Range	1	647
TL500, 750, 1020, 1500, TM 1900, 2600 Ranges	2	643
TM 6V71, 8V71, 6V81 & 500	2	647
TL570 & TL750 – 3.6 litre	1	644
TL760 Turbo 1984-86	2	655
TL8 14	1	655
TL860 5.4 litre	1	655
TL1000 & TL1260 – 5.4 litre	1	647
TL1020 & TL1260 – 8.2 litre	2	644
TLI 260 Turbo	2	644
TL1470 – 8.2 litre	2	644
TL1500 & TL1600 – 8.2 litre	2	644
TM1700, TM1900, TM2000	2	664

Make & Model	Quantity	Schnapp Commercial
--------------	----------	--------------------

**BEDFORD – OPEL - (Continued)**

TM2500, TM2600, TM3250	2	664
TM2800	2	655
TM32X, TM38X	2	644
TM3650 & TM3800	2	655
TM-4 x 4	2	644
'M' Type 12v	2	531
'M' Type 24v	4	531
VAL Leyland Engine	4	521
VAL, VAM, YRQ	2	531
VAM Leyland Engine	4	521
VAM, VAS, SB Coaches 330 cu. ins.	2	451
VAS, SB Coaches 300 cu. ins.	4	541
VAS 214 cu. ins.	2	521
YNT Coach	4	531
YNV, Venturer Coach	2	643
1630, 1930, TM3250 & 3800	2	644

**BERLIET**

GLC, GLK, GLR, GCK, GR	4	531
Stradair 20TA	4	511
TAK8, TLC8, RM3	4	531
TR280, TR320	4	451

**CARMICHAEL**

CT	4	451
NNC	2	541

**COMMER - KARRIER - DODGE**

Bantam FBH	1	644
Barreiros (K3820)	1	623
CE Range (24v)	2	643
Commando (12v)	1	648
Commando (24v)	2	648
GRange	1	647
G260	2	630
Karrier EB & FC	1	647
KC Range	4	531
K400, 500, 600, 700C, 700F, LDV3	1	643
K2413T	1	644
S 35, 45, 56, 66, 75-4-Cyl - Petrol	1	069/072
S 35, 45, 56, 66, 75-6-Cyl - Diesel	2	069/072
VC & CE Range (12v)	1	647
50 Series 546C, 556C, 557C	1	647
300 Series K3820, C2464, C38T, C4084	2	630
500 Series (12v)	1	643
500 Series (24v)	2	643
1500 & 2500 Series (1960-1972) - Diesel	1	644
1500 & 2500 Series (1972>) - Diesel	1	069

**DAF**

DF, DH, DT, DTD, DC, DSD	2	643
DK, DL Coach	2	621
FA1100, FA1300, FA1900	2	627
FA900	2	627
FT95-310, 95-350, 95-380	2	621
FT2100, FA2500, FT2500	2	621
FT953 10	2	621
MB2000, SB3000 Coach	2	625
45 Series	2	643



Make & Model	Quantity	Schnapp Commercial
--------------	----------	--------------------

**DAF - (Continued)**

65 Series	2	621
75 Series	2	621
85 Series	2	621
95 Series	2	621
500, 700, 900	1	625
800 Series	1	643
1110, 1200, 1300, 1400, 1600, 1800,1900, 2005	2	621
1500	2	627
2000, 3000 Coach	2	625
2000, 2005	2	621
2100, 2200, 2300, 2400	2	621
2105	2	621
2205	2	621
2300, 2305, 2400	2	621
2500	2	621
2600, 2605, 2700, 3200	2	621
2800 & 2805	2	625
2800ATI	2	627
3300, 3600ATI	2	625

**DENNIS**

Delta 119, 120	2	647
Delta 16-18	2	648
Domino, Midibus COACH	4	451
Fire Engine F119, 109	2	647
Maxim, Paxit, Dominant	2	647
Mercury & Pax V	1	647
Pax V	2	647

**DODGE - (SEE COMMER - KARRIER - DODGE)**

See Commer - Karrier - Dodge

**EBRO**

Bravo Jeep, Campeador, Caporal, CJ	1	643
M, 100, 125, 95, 110, 130, 350	1	647
D, 130, 135, 151, 153, 154	1	643
D, 351, 352, 353	1	643
D, 451, 452, 551, 552, 553, 555, 601	1	647
D, 602, 603, 701, 702, 703	1	647
F 260, 275	1	643
L, 35, 45, 60, 70, 75, 80	1	643
100/8, D	1	643

**ERF**

ALL MODELS (Gardner LW Eng)	2	643
ALL MODELS (Gardner GX/Cummins Eng)	2	647
64R205, 220, 260T, 31R4, Trailblazer, 36RZ	2	648
B SERIES, C SERIES	2	648
CP SERIES (All Engines)	2	656
E SERIES	2	621
M16 RANGE	2	069/072
NGC380/420	2	624
31 R4	2	656
57C3 & ALL Turbo Charged	4	541
84RS, 86RS, 84PF/S & 635 (4 x 6v)	4	531
84PF, 84PF/S, 84PS (Perk's 2 x 12v)	2	647
86PS FIRE APPLIANCE	1	647
86RS FIRE APPLIANCE	4	541
ALL MODELS (Rolls Royce, not NGC)	1	656

Make & Model	Quantity	Schnapp Commercial
--------------	----------	--------------------

**FIAT IVECO**

Fiat DNC P6-P10	4	511
Fiat Unic, P6->P10	4	096
OM50, 55, 65, 70, 75	2	069
P12, P13, 200, 220, 270, 340	4	531
50NC, 55NC, 65NC, 70NC, 75NC	2	069/072
55F10, 60F10, 75F10, 79F10	2	069/072
90, 90M, 100F13, Z Range	1	017
130	2	627
150NC17, C20, NR20, NT20	1	623
159F17, 159F20T, 159C17, 159NC20	1	623
159NT17	1	624
170NT26, 170NT35, 170F26T	2	623
619N, 683N, 693N	2	622
619N1, 619T1	2	623
643N1, 643T	2	622
C4N-T	2	623
684N-T, 684T (1972>)	2	623

**FODEN**

FE, FG, FR & FLE Models	1	643
FCU to 40T Tilt Cob (Gardner), 583	2	643
FCC (Cummins) Over 40T	2	624
Haulmaster Range S104, 106 & 108	2	644
Tilt Cob (Rolls Royce), Fleetmaster Range	2	648
Tilt Cob (Cummins)	4	541
4350, 4400	2	648

**FORD - IVECO**

A Series A0510-A0610 - Petrol	1	656
A Series D24 & D36	1	648
A Series D24	1	648
A Series 0406, 0506	1	656
A Series 0509, 0609, 0510, 0610	1	648
Cargo 12v, SAA - (N.B.)	1	644
Cargo 24v 413F, 413F2 - (N.B.)	2	644
Cargo 24v, 6AA, 6CA, 7AA - (N.B.)	2	644
Cargo 24v, V504, V540 - (N.B.)	2	644
Cargo 75E 15	2	627
Super Cargo	2	627
0811, 0813	2	643
Euro Cargo	2	627
Eurotec	2	621
D Series 24v Models	2	648
D Series 12v Models	1	648
Iveco 135-14, 135-17	2	627
Iveco 220-30	1	622
Iveco 49-10	1	096
K Series	1	648
159-17, 165-24, 170-30	2	623
175-17, 175-24	2	623
190-20, 190-25, 190-26	2	623
190-29, 190-30, 190-34	2	623
190-36, 190-38, 190-42	2	623
190-36, 190-42, 190-48 Turbostar	2	621
220-38	2	623
30-9, 35-9	1	017
300-23, 300-25, 330-32	2	623
*N.B. with Cargo Adaptor.		

**GUY**

T43 Land Train (1980>)	2	656
------------------------	---	-----



Make & Model	Quantity	Schnapp Commercial
--------------	----------	--------------------

**HINO**

KB, ZM & HE	2	622
KL & KR	2	069/072
KM	2	644

**IVECO (ALSO SEE FORD)**

Turbo Star 190-36, 190-42, 190-48	2	621
9-14	2	067/096
30-9, 35-9	1	038
40-10, 45-10, 49-10	1	017
60-10	2	067/096
0-11	2	067/096
65-12 Turbo	2	067/096
65-9	2	067/096
79-13, 79-14	2	067/096
109-14	2	067/096
135-14	2	627
135-17	2	017
300-23, 300-25, 330-32	2	623

**LEYLAND - DAF**

Bear - Diesel	1	644
Beaver & Superbeaver	4	531
Beaver (Tilt Cab) & Octopus	2	648
BX, TR, LR & Laird	1	647
Comet Range	2	643
Constructor T100	2	648
Cruiser T45	2	647
Daf 1900 Series (DMS620)	2	622
Daf 1900 Series (DNT620)	2	622
EA Vans (1970-1973) - Diesel	1	647
EA Vans (1974>) - Diesel	1	648
FG 2.2 & 2.5	1	643
FG 3.8 & 5.1, Mastiff, Supermastiff & Terrier	1	647
Freighter T203 (24v)	2	643
Freighter T207 (12v) (1981-1983)	1	647
Freighter T207 (12v) (1984)	1	643
Freighter T500	2	643
Hippo, Octopus & Badger (24v)	4	531
Hippo, Octopus & Badger (12v)	1	648
J, JV, J4 Van	1	643
Landmaster T68	1	647
Lynx, Bison, Buffalo, Eland & Clydesdale	2	644
Marathon, Roadtrain & Landtrain	2	648
MS Models & Boxer	2	647
National & Leopard	4	541
Retriever	1	644
Roadrunner T211	1	643
Roadrunner 610	1	663
45-95 Series = See DAF		

**MACK**

ALL MODELS	4	541
------------	---	-----

**MAN - VW**

KOM150, 160, 192, 230	2	630
KOM135	2	621
KOM190	2	625
L2000 Series	2	621

Make & Model	Quantity	Schnapp Commercial
--------------	----------	--------------------

**MAN VW - (Continued)**

MT8-90, M18-136	2	017
MT8-90, MT8-136 (1980)	2	017
6-115H, 6-126H, 135, 168	2	017
6.90	2	017
7.126	2	643
8.126H/HA, 8.156F	2	643
8.136, 8.136F EK	2	017
8.150F, 8.90, 9.136	2	017
8.153	2	017
10.136, 19 321	2	622
10.126F	2	643
10.150	2	017
12.215F, 13.215F, 13.230F, 13.275F	2	622
16-168FL, R8135-F	2	627
16-170 (up to 1983)	2	621
16-170 (1983>)	2	017
16.186FN, 16.215FN, 19.215DF	2	622
16230FN, 16.275FN, 19.230DF	2	622
16-232FT/C, 16-240, FTN, FTS	2	630
16-280, FTN/FTS	2	627
16.291, 16.321	2	622
17.192, 17.323	2	017
19.246, 19.292, 19.231	2	622
19.321, 19.332 (1984>)	2	622
19.332, 19.361, 19.362	2	622
22.281, 22.321	2	621
23.262, 24.262	2	621
30-232 VFK/DMK	2	630
30-240BF/VF7C	2	627
30.281, 32.281	2	621
272, 300, 301, 302, 322, 372, 422, 502PS	2	621
320, 400, 440	2	621
485, 585	2	531
750HOSL	2	621

**MAGIRUS DEUTZ**

80 Range	1	621
90 Range	2	067/096
110, 120, 130 Ranges	2	017
120/13, 232, D26, 260/24	2	621
170 Range	2	627
170D	2	627
180 Range	2	621
209 Range	2	621
210, 230, 232, 240 Ranges	2	621
250, 256, 260, 265, 270 Ranges	2	621
256/26, 240/25, 232D30, 300/23, 320/33D	2	621
300, 310, 320, 340 Ranges	2	621
311	1	623

**MERCEDES BENZ**

LA52624, L1716, 619	2	017
LDB, LPK2419	2	627
LPR 808/809 (12v)	1	627
LPR 808, 809, 814 (24v)	2	067/096
LP51418, LP51924	2	017
LPS131/1519(12v)	1	017
L1313, LA, LK1113B	1	621
L16265, L16325	2	627
MB-Trak, 2419K	2	627
OF1617, 1417	2	621
U84/406, U120/425	1	627





Make & Model	Quantity	Schnapp Commercial
--------------	----------	--------------------

**MERCEDES BENZ - (Continued)**

2, 26 Series Unimog	2	627
709D (12v)	1	627
709D (24v)	2	067/096
811D	2	065/075
813	2	017
813 (1987>)	2	622
814 (1980-85)	2	096
814, 814L	2	630
1617 Truck	2	627
1617 Van, 1619, 1213	2	017
1621 (up to 1986)	2	017
1621 (1986 onwards)	2	621
1625, 1633, 2033, 1628, 2028, 1644	2	627
1626, 16265, 16325, 1633	2	627
1729, 1735	2	627
1748	2	627
2025, 2033	2	627
2419K, 2419K 6 x 4	2	627
2421, 24335	2	621
3025	2	627
3334, 1314, 1317	2	627
Unimog	1	627

**NISSAN -EBRO - (ALSO SEE EBRO)**

L75 Turbo (1982>)	1	656
L75 - 1T/3T, L75 2FT (1982>)	1	647
L75 - 2T (1982>)	1	017
Urvan chassis cab (1983>)	1	017

**RENAULT - BERLIET & SAVIEM (ALSO SEE DODGE)**

B110 - 50, B110-60	1	017
G08 to G26	2	655
G230	2	627
J Range (12v)	1	622
J Range (24v)	2	017
JK75, JP13, GE151, TF231	1	627
JN, JP, JK & J Range Turbo	2	630
Manager - G200, G280	2	621
Manager - G300, G330, G340	2	621
Midliner, M140, M160, M200, M230	2	627
Midliner S120, S140, S160	2	621
PGS30-672	1	663
R86, R89	2	511
R310, 70, 231, 235, 260, 360, 340, R380, G191	2	621
R2136, 37 Estafette	1	069
S16F, S24F	1	088
S16R, S24R, SB2D, SB2	2	531
SB2E, SG2E, SG4E, G5E	1	088
SG2, SG3, SG4, SG5, SG5D, SM5	2	531
SM6, SM7, SM8	2	451
SG2 - Petrol	1	048
TR28000, 305, 320, 350, SM32, 36 & 38	4	451

**SCAMMEL**

Chieftan 4 x 4	2	664
Constructor (Leyland/Gardner)	2	531
Constructor (Rolls Royce)	4	451
Constructor 30-21, Contractor & Nubian	4	451
Crusader & Samson	2	656

Make & Model	Quantity	Schnapp Commercial
--------------	----------	--------------------

**SCAMMEL**

Maniman, Highwayman & Dumper	4	521
Routeman & Mountaineer (up to 1970)	4	531
Routeman, Handyman & Trunker 71-73	2	655
Routeman, Handyman & Trunker 73-80	2	656
Scarab & Trunker MkII	4	521
Scarab 4	2	541
Scarab P4	2	531
Townsmen	2	521
26.35 & 33.35	2	656

**SCANIA VABIS**

Double Decker	2	333
GPR Range, 82 Range	2	627
K82, 5582	2	621
LB, LS & LT76	2	623
LB142	2	621
LB8000, LB85 & LB110	2	333
LBS, LBT80, LBT1100, LBT85, 86H & 81	2	333
LBS11 & LB111M	2	333
LBT140, 141M, 142M & 145M	2	624
113M	2	627
92M	2	621
93M	2	627
142, 112 & 113 Ranges	2	627
142M	2	625
145 Range	2	621
143	2	619
143	2	621
143 (III Series)	2	627

**SEDDON**

Pennine 4 Van	1	655
6.354.3 (24v)	2	655
13.4.354 (12v)	1	655
13.4.354 (24v)	2	663
16.4.354 & 16.4.V8	2	655
16.4AEC503, 18.4, 20.4, 20.6, 24.4	2	663
30.46LX & LX13	2	655
30.4691, 32.4220, 34.4 & 32.4 (EagleEngine (12v))	1	655

**SEDDON ATKINSON**

Gardner 8XLB Engine	2	655
Gardner 6LXB Engine	2	663
Gardner 6LXB Engine 200 & 400 Series	2	664
Rolls Royce & Cummins Models	2	655
R14-P354	1	655
Stratto	2	655
Stratto Sleeper Cab	2	624
201 Series	2	663
300, 400 & 401 Series	2	655
301 Series	2	655

**SHELVOKE & DEWERY**

ALL MODELS (12v)	2	531
ALL MODELS (24v)	2	664

**STEYR- DAIMLER - PUCH**

Pinzgauer & 791	2	067/096
-----------------	---	---------



Make & Model	Quantity	Schnapp Commercial
<b>STEYR- DAIMLER - PUCH</b>		
320, 320/6 x 6, 1890 & 1891	2	621
680M	2	627
790, 890, 990(A), 1290(A), 1490(A) & 1491	2	621
<b>TATRA</b>		
128, 148 & 813	2	621
T815 V8	2	621
<b>THORNYCROFT</b>		
Nubian Major TMA, 300	4	451
<b>UNIC (SIMCA)</b>		
ALL MODELS (6v Batteries)	4	531
UNIC OM20-24, 612 N2	2	069/072
<b>VOLVO</b>		
B10, B10M Coach	2	625*
B58, B59 Coach	2	333
FL4, FL6	2	663
F6	2	663
F7 Light Weight	2	663
F7, F7 Turbo, FL7	2	627
F10, FL10, FL12	2	621
F16	2	625
F86, FB86, N86, NB86	2	333
F88, FB88, FN88, N88, G88	2	623
F89, FB89	2	623
L4851	2	333
L4950, L4951	2	656
N10 Range	2	623
* Some models may have been fitted with 624 - please check (Also see Wallis & Stevens)		
<b>ADVANCE</b>		
Road Roller OG & PG	1	071
OMF	2	541
Road Roller OGR & PGR	1	663
<b>AILS CRAIG</b>		
RL1, RLR1, RLT1, RF2, RFS2, RL2, RLR2	1	644
RLS2, RLT & RLTR Engines	1	644
RP3, RFS3, RK3, RKRS, RKS3, RF4, RFS4	2	644
RK4, RKR4, RKS4, RF6, RF26, RK6	2	644
RKR5, RFS6, RKR6 & RKS6 Engines	2	644
<b>AKERMAN</b>		
H7B, H12B, H16C, H21C, H25C	2	333
H7MB, H9MB	4	071
<b>ALBION</b>		
Concrete Mixer	1	648

Make & Model	Quantity	Schnapp Commercial
<b>ALBION - (Continued)</b>		
RE229	1	664
EN218, 216 Engine	1	644
EN286	2	644
<b>ALLEN</b>		
Excavator C/16 (Dorman Engine)	2	531
Mobile Crane S184 & 204	8	531
T134 Mk11	4	531
TGD & TKG (Dorman Engine)	2	404
TGK (Hercules Engine)	1	531
<b>TRENCHERS:</b>		
3/12	1	015
12/2, 14/30, 16/60 (Dorman Engine)	2	531
C6 & C10 (Dorman Engine)	2	531
14/40	2	531
140	2	664
<b>TRUCK MOUNTED CRANES:</b>		
K82 Mk111, K62, K64, K64 Mk11 (Leyland Engines)	2	664
T62, T64, T644	2	664
T204	4	531
<b>AITCHENSON BLAIR</b>		
<b>GENERATOR SETS:</b>		
D433/15, D523/15, D643/15, DA283/15, DA283/15, DA423/15, DA433/15, DT637/15	1	647
DT673/15, F253/15, F363/15, S143/15, S153/15, S253/30, S303L/30	1	647
DT773/15, DT1093/15, DTA1263/15	2	647
HF23 SD403/15, SD513/15, SD593/15, SD903/15, SD1 183/15	2	622
<b>ALLIS CHALMERS</b>		
Gleaner Combine (P)	1	644
Gleaner Combine (D)	2	531
5000 Combine 545, 645	1	647
5020, 5030	1	088
5040, 5050, 6040, 6060, 6070, 6080, 6140, 7000 & 8000 Series	1	644
N5, N6, N7 Harvey Combines	2	644
"A" Tractor	1	531
B270, D270 & S270 (K & P)	1	071
D272 & ED40	2	531
ED40 Depthomatic (D)	1	663
BTL12D, BTL14D, BTL16D, TL12, TL14 & TL16	2	663
BTL10, BTL12, BTL14 & BTL16 (D)	1	663
BTL20	2	621
BT30	2	624
BTL645 (Harvey Engine)	2	647
AEC Pumps	2	531
HD5, HD5G, HD7, HD9, HD10, HD10N, HD14, HD15, HD19, HD19H, HD20, HD20H	2	541
HD6G & HD11	1	622
S & SO	2	531
M, WC, WD, WF, U & UC	1	531
TL545 & TL645 (AEC Engine)	2	643
TK12, TL12 & TL16 Wheel Loader	1	648
345 Wheel Loader 545B & 605	2	664
Simplicity Ride On Tractor (Mini)	1	038
Super A	2	531
<b>FORKLIFTS:</b>		
ACP-20, 30, 40, 45, 50, 55 & 60 using LPG	1	071
ACP-80	2	069/072
ACP-20, 30, 40, 45, 50, 55, 60 & 70 using Diesel	1	664



Make & Model	Quantity	Schnapp Commercial
<b>ALLIS CHALMERS - (Continued)</b>		
ACP-110, 130, 150, 165, 180 & 200	1	664
<b>ARMAL</b>		
MV50	1	664
MV250, MV135, MV185	1	627
<b>ARROW</b>		
Road Planer	2	648
<b>ATKINSON</b>		
Dump Truck (Cummins Engine)	1	647
Dump Truck (Others)	1	663
Dump Truck & Snow Plough – Internal	1	648
Dump Truck & Snow Plough – External	2	531
<b>ATLAS COPCO</b>		
US85Fd, UT2Rud, UT5Fd, UT58FP, UT85Fd, VS125Fd, VT3Fd, VT3Fp, VT4	2	531
VT4Fd, VT5, RudVT4A/W, VT6Fd	2	531
VS1 70Fd, VT6Do, VT6Rud	2	541
PR365Rd, PR365Cud, PR600Rd, PR600Cud, PRH425Rd, PR600	4	069/072
CUDB, PR365, Pr600Rd, RDC	4	069/072
Air Partner Unit (Trident Starting)	4	664
ST35Fd, STS35Fd, ST48Fd, STS48Fd, ST71Fd, STS71Fd, ST95Fd, STS95Fd	2	531
XA60, XA80, XAS60, XAS80, XASS60, XASS80	1	647
XA120, XA160, XAS120/160, XASS120, XASS160	2	663
35B, 35D	1	664
VT4RuDB, VT4A/W, VT5RuDB	2	069/072
VT6 (Ruston Engine)	2	541
<b>TRACTORS:</b>		
328	1	088
VT3/4, VT5	1	663
VT6, PR365RD, PR365COD, PR600RD	2	663
<b>AVELING BARFORD</b>		
<b>DUMPERS:</b>		
SL2, SL3 (Cummins) & up to Model SW3/557	4	531
SL2, SL3 after Model SW3/557	2	647
SW2, SW3	4	541
SW4, SW5	2	664
SR1 (Standard Leyland Engine)	2	644
SN1 (Rolls Royce Engine)	4	541
<b>GRADERS:</b>		
MG3, MG4, MG5	2	647
MT1 (up to Model 224)	2	644
MT1 (after Model 224)	1	647
SG2, SGN, SGS, SG9A, TG2, TG2A & TG9	4	541
LG1 (Ford Engine), LG2, LG3	2	541
PG4, PG6	4	531
TG12, TG14	2	647

Make & Model	Quantity	Schnapp Commercial
<b>AVELING BARFORD - (Continued)</b>		
<b>ROLLERS:</b>		
GA	2	531
GB, GF, GR	1	664
GC, GD	1	621
GN, TR3, PM, PR, PTR, VP, VS, VV2	2	541
VR3, VR4	1	664
<b>SHOVELS:</b>		
TS5, TS3, TS2, ASG021	4	541
WXL024	1	647
WXL13, WXL24	2	647
WXL18	4	541
<b>BAMFORDS LTD. (SEE J.C.B.)</b>		
See J.C.B		
<b>BENATI</b>		
120 LCB & 140 LCB	1	333
160 LCB	2	067/096
60	2	067/096
<b>BENFORD</b>		
MA 2000 Forklift	1	664
TT50, TT2000 Dumpers	1	071
<b>BLAW KNOX:</b>		
<b>EXCAVATORS:</b>		
BK Range (Chassis)	4	531
BK Ranger (Excavator)	2	541
BK50	2	541
Hy-Scoop	2	069/072
<b>GRADERS:</b>		
BKI 2	4	531
<b>MIXERS:</b>		
2 Cu. Yd. Moto-Mixa	2	541
4 Cu. Yd. Moto-Mixa	2	531
<b>PAVER FINISHERS:</b>		
PF20	1	663
PF45, PF90 (Deutz Engine)	4	521
PF45, PF90 (Fordson)	2	511
PF90 (Layer)	2	531
<b>PUMPS:</b>		
Moretrench 6 in. & 8 in.	2	541
Wellpoint Pump & Jetting Pump	2	541
4 in. & 5 in.	2	541
Movetruck Pumps 5 in. & 6 in.	1	664
Concrete Pump	2	531
Road Rollers RT12 Model M Three Point	2	541



Make & Model	Quantity	Schnapp Commercial
--------------	----------	--------------------

**BOMAG KOEHRING**

BW101A, BW1000AD, BW120AD	1	017
BW160A	1	621
K351, K451, K3008	1	627

**BONSER EQUIPMENT**

4 Ton & all other Diesel Forklift Trucks	1	663
Cold Start Option on Ford 241E Model	1	647
RT2500K, RT2500K-R, RT3500K	1	647

**BOSS TRUCKS**

"A" Series (Leyland AU400)	2	541
"D" Series (Leyland UE686)	2	541
"B" & "C" Series (Ford 590E), "H" Series (Ford 592E)	2	541
"H" Series MK 2 & 3	1	648
"M" & "P" Series (Ford 2504E)	1	664
Sideloaders 200, 300, 400, 500, 800, 1000, 2000 & 1800 Series	1	664
Sideloaders 200 Series, Perkin	1	664
4/107, 300 Series (Leyland OE138)	1	664
Sideloaders 400/500 (Ford 592E)	2	541
4/88 Series, Ford 2701E, 4/110, 800 Series, Ford 590E or Perkins 6.354	2	541
Sideloaders 2500, 3500	4	648
Sideloaders 1000 Series, (Leyland Au400)	4	541
1800, 2500 Series, (Leyland UE680), 3500 Series (Cummins NT380)	4	541
MH & RH (LPG)	1	067/096
MH & RH (Diesel)	1	017
"W" Series	1	627

**BOYDELL**

Dumper 14B	2	531
Loader LH1	1	069

**BRAY**

Hydraloader (P) TVO Models	1	071
<b>TRACTOR SHOVELS:</b>		
BL440, BL440T, BL450, BL450T, BL455, BL455T, BL460, BL460T	2	541
BL450TF	2	531
560, 562, 566, 570, 588	2	647
572, 577, PS400	1	647

**BRISTOL**

<b>TRACTORS:</b>		
22" (Perkins P3), (D) 25-D52, 25-D30	1	069/072
20" (2 litre Engine), 22" (Austin 2 litre Engine), 25" (P)	1	071
25" (Perkins P3) (D) & D Series, Angledozer, Duplex, Europa, Agricultural & PD	1	069
Taurus BS404/5, Taurus MKII	1	663

**BRITISH HOIST & CRANE**

Iron Fairey VI	2	531
----------------	---	-----

Make & Model	Quantity	Schnapp Commercial
--------------	----------	--------------------

**BROOM & WADE**

<b>COMPRESSORS:</b>		
SV78, SV128 (Ford Engine)	1	069/072
SV123, SV199 (Lister Engine)	2	531
SV199, SV245, SV303 (Gardner Engines)	2	541
SV308 (Ford Engines)	2	541
SV199 & SV303 (Meadows Engines)	4	531
SV398 (Leyland Engine)	2	664
WR60, WR175, WR200, WR210, WR250 (Ford or Perkins Engines) (D)	4	531
WR85, WR100	1	663
WR85, WR120 (Ford Engine) (P) for Petters Engine (D)	1	069/072
WR125, WR160 (Perkins or Ford Engines)	1	663
WR120, WR250 (Leyland Engine) (D)	2	069/072
WR250, WR380, WR600 (Cummins Engine)	4	541
WR380 (Leyland Engine) (D)	2	664
WR380 (Cummins or Rolls Royce Engine)	4	541

**DAVID BROWN - (See Case International)**

See Case International

**CASE CONSTRUCTION**

Case Tractor 1194, 1294, 1394	1	664
Case Tractor 1494, 1594, 1694	1	644
DC, Dex	1	531
H85	1	664
LA, LA 45 hp	1	531
Uni Loader	1	089
Uni Loader 1835B, 1845B	1	648
Wheel Loader W14, W20C	1	017
W5	1	089
W7, W9A & 830 Construction King	2	531
W7E, W10E	1	664
W9B, W12	2	663
310, 420, 430 & 560 (Construction King)	2	511
385, 485, 585, 685, 785, 885, 1150C	1	664
450, 450A	1	623
580, 580B, 580F, 580G	1	648
750, 800C, 1000C, 1000D, 1150	4	531
2090, 2094, 2290, 2294, 2390, 2470, 2590, 2670, 2870, 3294, 3394, 3594	2	664
4490, 4494, 4690, 4694, 4890, 4894, 4994	2	664

**CASE INTERNATIONAL (DAVID BROWN)**

Cropmaster TAC/3 (12v), Cropmaster 65, Super Cropmaster "P"	1	071
Cropmaster (D), 25D, 30D, 30TD, 301D, 301TD	2	521
Engines SD4/3, 25, 30, 50, 900D (D)	2	521
Bulldozer MK5	2	521
TAC/3 Crawler (12v), Trackmaster TAK/TAG	1	071
Taskmaster Industrial 2D	1	071
Trackmaster (D), Trackmaster Industrial, Trackmaster 50	2	521
Trackmaster 25, 30, 30T (P & Kerosene)	1	071
VAK/1, VAK/1A, VAK/1C, VAK/1AH, VIG/1AR, VIG/1AR Taskmaster, VIG/100	2	404
VTK/1 Threshing Tractor	2	404
3K4/3 Kerosene	1	071
20(D), 25, 30C, 30T D82 (POR VO)	1	071
25-C, 30-C Crawler (Paraffin)	1	071
301C, 301D, Industrial DHF20, 30T1C (P & Kerosene)	1	071
30/50 TAD, 50D, 50TD, 501D, 501 TD	2	521
770-780, 880, 990 Selectamatic	1	663
885, 990/1, 995 & 996 Selectmatic	1	663



Make & Model	Quantity	Schnapp Commercial
--------------	----------	--------------------

**CASE INTERNATIONAL (DAVID BROWN) - (Continued)**

780, 880 Selectmatic (P), 885 (P)	1	088
900	1	664
900C, 900G, 900K, 950G (P & Kerosene)	1	071
900D	2	521
970, 1410, 1412, 1200, 1210, 1212 Selectmatic	1	663
1190, 1290, 1390, 1490, 1690	2	521

**COMBINES:**

CF250, CF350, CF400 & 1200	1	663
600, 1010	2	531
1830, 1845	1	664

**TRACTORS:**

All Petrol or TVO Tractors (except 885)	1	071
730, 731, 732, 830, 850 (D)	2	531
850 & 950 (P)	1	071
1190, 1194, 1290, 1294, 1390, 1394 (12v)	1	663
1270, 2090, 2390, 2670	2	663
1490, 1694 (12v)	1	648
2290	2	664

**CASE-IH TRACTORS**

**TRACTORS:**

Two Wheel Drive Models 374, 384/385, 484/485, 584/585	1	648
684/685, 784/785, 884/885 until 1983	1	648
684/685, 784/785, 884/885 1983->	1	664
956	1	627
1056	1	629
1255, 1455	1	622

**TWO WHEEL DRIVE HYDROSTATIC MODELS:**

384/385, 484/485, 584/585	1	648
684/685, 784/785, 884/885	1	648
Four Wheel Drive Models 684/784	1	644
Two Wheel Drive Models 354, 374, 444, 454, 574, 674	1	644

**TWO WHEEL DRIVE HYDROSTATIC MODELS:**

354, 374, 444, 454, 574, 674	1	648
B275, B414	1	078
B354, B434, B444, B454, B474, B574	1	664
B450 Distillate	1	017
B450 Farmall International	2	521
BMD (D), SBMD (D), B614	2	521
B634, B674	1	644
Farmall M, BM, BMD(P), BW6, BWD6, SBM, SBMD, SBW6, SW6, W6, W9	1	531
H30B, H65B	1	624
354, 444, 454 Canada	1	648
454SM, 474HS, 474SM, 574HS, 574SM, 674SM	1	648
2300, 2350, 2400SM, 2500SM, 3400	1	664
2S00SM, 3400SH, 3400SM, 3500HS, 3500SM	1	648

**CRAWLER TRACTORS:**

BT5	2	511
BT6, BT640	2	521
BTD6, BTD8	2	541
BTD18, BTD20	2	451

Make & Model	Quantity	Schnapp Commercial
--------------	----------	--------------------

**CASE-IH TRACTORS - (Continued)**

T6, T9, TD9	1	531
TD5	1	664
TD6, TD5, 100L	2	541
TD8B	1	648
TD14, TD15, TD18	2	531
TD24	4	531
TD25, TD30	2	624

**COMBINES:**

125, SP123, SP125	1	531
TD18 Harvester	1	531
221, 321	2	531
1400 Series Combines	2	069/072
Magnum 7110, 7120, 7130, 7140, 7150	1	664
Maxxum 5110, 5120, 5130, 5140, 5150	1	664

**PAY LOADERS:**

B5, B85, BH25, BH85, H25B	1	663
B100, B125	2	541
BH30, BH50, BH65, H30B, H50B, H65B, H65C	1	624
125 Loader	2	541
150 Loader	1	521
175 Loader	4	511
500	1	664

**LOADSTAR TRUCKS:**

HF2076(D)	1	664
BTDB, 125B, 634, 3400, 3500	1	648
1600 CV/D, 1700 CV/D, 1800 CV/D	1	648
1600 CV/P, 1700 CV/P, 1800 CV/P	1	069/072
354, 444, 454 (D), 574	1	664
955, 1055, 956, 1056	1	629

**POWER & SKIDDED UNITS:**

B2275, BU, BUD 154	1	664
BUD 624, BUD 281	1	664
Wheelscraper 295B	2	624
BUD 144, BUD 155	2	511

**CATERPILLAR**

D4, D4C, D4E, D68, 944A, D955F (DES)	4	531
D4D, D6C, 951, 954 (Electric Starting)	2	622
D7, DW15, DW20, DW21	1	069/072
DC6, D8, D8 & D9, Donkey Engine Start (P)	1	068
14A, 15A, 18A, 19A Series (Secondary Engine Start)	1	531
944	1	068

**DUMPTRUCKS:**

769 (Secondary Start)	1	068
769, 773, 777 (Direct Engine Start)	2	621

**EXCAVATORS:**

215, 225, 227 (DES) 6v	4	531
225, 235, (DES) 12v	2	623
245 (DES) 12v	2	621



Make & Model	Quantity	Schnapp Commercial
<b>CATERPILLAR - (Continued)</b>		
<b>FORKLIFT TRUCKS:</b>		
AH40, AH50, AH60, AM25, AM30, AM36, AM60	1	621
B10, B12	1	648
B15 to B18, HF200 to HF205, BHF16 to BHF20	1	648
K5	1	531
LT35, LT40, LT44, LT46, LT48, LT50, LT53, LT56, LT60, LT60D, LT62, LT62D, LT90	1	531
T25, T30, TC30, T40, T50, T60	1	069
T30B, T35B, T40B, T45B, T50B, T55B, T60B - (N.B.)	1	*644
T60C, T70C, T80C, T90C, T100C, T120C, T165	1	069
T250, T300, T400, T180, T200, T220, T221, T225	1	069
V30, V30B, V35B, V40, V40B, V45B, V50, V50B - (N.B.)	1	*644
V41, V41B, V51, V51B, V55B, V60, V60B	1	623
V30C, V35C, V40C, V45C, V50C	1	069
V60D, V70D, V80D - (N.B.)	1	*644
V10, V120, V140	1	623
V160, V160B, V160H, V180, V180B, V180HF	1	621
V200, V200B, V200HF, V225, V225B, V225HF, V300, V300B, V300HF	1	621
350, 390, 400P, 410, 411, 440, 441, 540S, 600S, 670S, 680EP, 900	1	531
350, 351S, 391, 392S, 421, 422	1	069
461, 462S, 501, 502P, 502S, 510P	1	069
590S, 600, 601P	1	069
540C, 600D, 670D, 680D	1	623
750S, 760P, 850S, 860P, 950S, 960P	1	069
<b>LOG SKIDDERS:</b>		
518 (Direct Engine Start)	4	531
528 (Direct Engine Start)	2	623
<b>MOTOR GRADERS:</b>		
12, 14, 14A, 15A, 18A, 19A, (Gas Start 6v)	1	531
12, 14, 16, 112 (Gas Start 12v)	1	069
12, 14, 120, 140 (Direct Engine Start 6v)	1	531
12, 14, 112, 120 (Direct Engine Start 12v)	2	623
112, 212 (Gas start 6v)	1	531
130 (Direct Start 12v) - (N.B.)	2	*644
<b>PIPELAYERS:</b>		
561, 571, 572, 583, 594 (Gas Start 12v)	1	069
561 (Direct Engine Start 6v)	4	531
561, 572 (Direct Engine Start 12v)	2	623
572, 583 (Gas Start 6v)	1	531
572, 583	1	069
<b>TRAXCAVATORS:</b>		
824, 334, 951 (late), 955, 977, 980, 988	2	621
933, 944 (Donkey Engine Start) (P)	1	531
933, 944, 951 (early), 954, 966, DES	4	531
<b>WHEELDOZERS &amp; COMPACTORS:</b>		
614, 315 (Direct Engine Start)	2	623
824, 334, 825, 835 (DE Start)	2	621
824, 834 (Gas Start)	1	071
<b>WHEELSCRAPERS:</b>		
615, 619 (Direct Engine Start)	2	623
619	4	531
610, 621, 630, 631, 632 (Gas Start 12v)	1	069
619, 612, 623, 627, 630, 630B, 631B, 632, 633, 637, 639, 666, 641, 650, 651	2	621
657, 660, 662 (Direct Engine Start)	2	621
641, 650, 651, 660, 666 (Gas Start 12v)	1	069
*with Cargo Adaptor		
<b>CENTRAX</b>		
DF20 Dump Truck (Perkins Engine)	2	541
Geneset	1	069

Make & Model	Quantity	Schnapp Commercial
<b>CHASESIDE</b>		
SL202	2	531
SL900, 1000	2	541
SL908, 1500, 2000, 3000	4	541
<b>CLAAS</b>		
Classic 88, 98, 108	1	630
Columbus (Perkins 4.99) Senator	2	541
SP Combine (Perkins L4)	2	541
SP Combine (Perkins P3)	1	663
Comet (Mercedes), Jaguar 60	1	663
Commander 112, 114, 115, 116, 228	1	630
Consul, Corsar, Cosmos	1	627
Dominator 56	1	017
Dominator 76, 85, 85H & 96	1	630
Dominator 105, 106	1	627
Jaguar All Models	1	630
Matador (Perkins 6.354), Matador Standard, Mercury, Europa (Perkins 4.270)	2	541
Mercator 50	1	017
Senator 60, Compact 25 & 30	1	017
<b>CLARK EQUIPMENT</b>		
<b>INDUSTRIAL FORKLIFT TRUCKS:</b>		
Bobcat 310, 313, 530, 533, 540, 543	1	071
Bobcat 610, 630, 632, 730, 732	1	071
Bobcat 825	1	664
Bobcat 843 until 1984	2	071
C500, 30/55, C500 Yardlift, 40/50/55, C500 Yardlift 60/70/80	1	069
Van Carrier	2	622
<b>TRACTORS, EARTHMOVERS, ETC:</b>		
35A, 45A, 55 (GM353) Engine	2	541
35AWS, 35F, 35R, 45R, 45AWS (Perkins Engine)	2	541
55, 55AWS (Leyland Engine)	2	663
55, 65A, 65AWS, 65R (Perkins Engine)	1	624
65A, 65AWS, 65R (Leyland Engine)	2	663
65R (Cummins Engine)	2	663
75 (GM or Perkins Engines)	1	624
85 (GM Engine)	1	624
75 (Leyland or DAF Engines)	2	663
75 Art (Perkins, Leyland, Volvo Engines)	2	647
85 (Leyland or DAF Engines)	2	663
85 Art (GM or Leyland Engines), 11 OHT Scraper	2	623
125, 125ART (GM or Leyland Engines)	2	623
125-S, 175 (GM or Cummins Engines)	2	623
175 Rolls Royce Engine	4	647
175 Art (GM or Cummins Engines)	2	621
180 TD (GM or Cummins Engines)	2	623
275, 275ART, 280TD (GM or Cummins Engines)	2	621
512, 520, 521 Van Carrier	2	621
<b>COLES</b>		
1 Ton	1	664
3, 6, 10, 12, 20 Ton (P)	1	531
3, 6, 10, 12, 20 Ton (D)	2	541
10 Ton (AEC Chassis)	2	531
12 Ton (Thornycroft Chassis)	4	531
20 Ton (Leyland Chassis)	4	531
Crane (On Thornycroft Trusty Chassis)	4	531





Make & Model

Quantity

Schnapp Commercial

**COLES - (Continued)**

L410, L510, L710, L710S, L1110, L1210, L1210S	2	541
L1510, L1710, L2210, L2310, L2710, L3010, L5102	2	541
R710, R710S, R1110, R1210, R1210S, R1510	2	541
R1710, R2310, R2710, R3010, R3012, R4010, R5012	2	541
S410, S510, S710, S1110, S1210, S1210S, S1510	2	541
S1710, S2210, S2310, S2710, S3010, S5012, ST710, ST2310	2	541
Argus, Adonis, Aeneas, Diligent, Dominant, Endurance, Proteus	2	541
Pyrrhus 410, Ranger 3101, Vigorous	2	541
Centurian, Gargantua, Valiant, Conqueror 5010 & 5012	4	541
Leda	1	663
Truck Mounted Diesel Electric Cranes (Chassis), Endurance, Illustrious	3	648
Vigorous, Zealous	3	648
Truck Mounted Diesel Electric Cranes (Superstructure), Endurance, Illustrious	2	541
Vigorous, Zealous	2	541
<b>TRUCK MOUNTED DIESEL HYDRAULIC CRANES:</b>		
13/17T, 18/22T, 25/30T, 30/35T, 40/45T	2	648
Supertruck 830	2	648
RT615, 620, 625, 628, 630, 640	2	664
AT633, AT528, AT865, AT1400, A1100 (Super)	2	664
AP415	2	664
Supertruck 820, 825, 830	2	664
AT1100 (Chassis)	2	624
250EB, 750	4	069

**COMPAIR HOLMAN - (See Holman)**

See Holman

**COVENTRY CLIMAX**

<b>FORKLIFT TRUCKS:</b>		
BL Bulk Loader, CD, FPC, FP Fire, Pump, FT, Skygrove, FTD, FTF	1	071
DA, DC, DQ, GC, GA, PA	1	647
Engines CD2 & CD4	1	071
FTX, IGD, IGF	1	069
MCD, MCDA, MED, MEDA, WMED, MSD, MSDA, MSV, MXDA, MSP	2	531
MSPA, MCP, MEP, MEPA, MXD	2	531
TF, TW Fire Pumps (Electric Start)	1	015
TMD, TSM, TSMD	1	071
UTF & UTF Skyzone with 3 Cyl Engine	1	071
ZS Climax, 1GD (P), 1GD (D)	1	071
1GD, 1GDA, 1GD4, 1GD7, 1GDF, 1GDFA, 1GDT, 1GDTA, 1GDVA7, 1GP4	2	531
1GPA7, 1GPV782, 1GPF9, 1GP8, 1GDA, 1GDVA (Ford Engine), 1GDV	2	531
1GDVA4, 1GDV4, 1GP4, 1GPPFA4	2	531
1GP, 1GPA, 1GPF, 1GPPFA, 1GPV, GPVA	1	071
1GPTA	1	015
40DA, 50DA, 40PA, 50LPG, 100DA, 100LPG, 120DA, 150DA	1	663

**DAEWOO**

Excavator	1	623
-----------	---	-----

Make & Model

Quantity

Schnapp Commercial

**DAVID BROWN - (See Case International)**

See Case International

**JOHN DEERE**

**TRACTORS:**

1030, 1130, 1630, 1830, 1750, 1850	2	075
2030, 2130, 3130, 2040, 2140	1	075
4230 (German)	2	017
4430 (German)	2	017
1040, 1140, 1640, 1840	2	075
3040, 3140, 3640, 3050, 3350, 3650	2	017
4040, 4040S, 4240, 4240S, 4440, 930	2	017
1550, 1950	1	075
2250, 2450, 2650, 2850	1	075
3100, 3200, 3400	1	069
6100, 6200, 6300, 6400, 6600, 6800, 6900	1	017

**COMBINE HARVESTERS:**

945, 955	2	017
965, 965H, 968H	1	630
975, 975H4	1	630
985, 985H4	1	630
1052	1	017
1055	1	017
1065, 1068H	1	630
1072, 1075H4	1	630
1085, 1085HY4	2	017
1155	1	017
1157	1	017
1158	1	017
1166, 1169H4	1	630
1174, 1174H4	1	630
1188, 1188H4	2	017
2054	2	017
2055	2	017
2058	2	017
2064	2	017
2066	2	017

**SELF PROPELLED FORAGE HARVESTERS:**

6610	2	017
6710	2	017
6810, 6910	2	017
7600, 7700, 7800	2	017
8430, 8440	2	541

**DEUTZ-FAHR (KHD)**

D10006, D13006, D16006	1	629
D5005, 8005, 9005, 9006	1	629
D2505, 2506, 3005, 3006, 4006	1	663
4506, 5006, 5206	1	027
D4005, 4505, 5506, 6005, 6006	1	627
6204, 6206, 6507, 6806, 7006, 7206, 7207, 6207, 7807, 8006, DX80, DX90	1	627
DX92, 6807, DX110, DX120, DX145	1	627
D2807, 3607, 4007, 4507, 4807, 5207, 6007, DX2-30	1	017
DX2-50, DX2-70, DX-310, DX3-30	1	017
DX3-50, DX3-60, DX3-70, DX3-80, DX3-90, DX4-10	1	630
DX4-30, DX4-31, DX4-50, DX4-51, DX4-61, DX4-70, DX4-71	1	630
F1L612, F1M714	1	069
Intrax 2004	1	627



Make & Model	Quantity	Schnapp Commercial
--------------	----------	--------------------

**DOUGLAS EQUIPMENT LTD**

Annealing Bay Tractor DC1	2	521
DM66FR/165, Dumper DM44FR/TS	4	531
Heavy Duty Push-out Tractor 712 x 2, P3 Push-out Tractor Tugmaster DC7	2	531
DC/V8 712 x 2, Pathfinder, Prospector	2	531
Push-out Tractor	2	541
Taskmaster, Turbo Taskmaster	1	663
Tipper DM46, TK64/162, DM66FR/165	4	531
Tugmaster D1/SPC, 3022, DC10-4	2	541
Tugmaster DC1	2	531
Tugmaster DC2	2	664
Tugmaster DC3, DC7Q (Heavy Aircraft Towing)	2	521
Tugmaster DC-10-4, NS6, NS7, NS7H, NS8, NS8A, NS8B, NS8/M	2	541
NS10/4, NS15, NS70	2	541
Tugmaster DC7Q-4 712 x 2, Tugmaster NS9, NS10/12 712 x 2	2	541
Tugmaster NS12/2, NS 12/4 712 x 4, Tugmaster Fifth Wheel	2	069

**EUCLID**

65 Ton Dumper	1	663
14 yd Scraper	1	622
7 yd Scraper	1	069
All Dumpers & Scrapers other than above	1	624

**FENDT & CO**

Farmer 1E Fix2E, F230, F231GT	1	088
Farmer 2E, 2DE & 3S	1	663
Favorit 2, Favorit 3	1	663
Favorit 610, 611, 612	1	621
Toolcarrier F250GT	1	017
102s 103s/LS, 104s/LS, 203P, 303, 304	1	017
105s/LS, 106s/LS & 108s/LS	1	630
255GT, 275GT, TS60, TS80	1	630
206, 305, 306, 308, 309	1	630
310, 311, 312	1	627

**FIAT**

AD4, AD7	2	073
ADC	2	017
AD7C, BD7C, 80C, 100C	2	644
AD10, AD14, BD10, BD14, FL10, FL14	1	622
AD18, BD18	2	622
BM12, BM15, DM12, DM15	1	221
BIM120, BIM25, BIM12, BIM15	1	221
D120, D140, D165	1	623
D130B, D135B, DIM30B, DIM35B	1	622
DIM20, DIM25, DIM12, DIM15	1	017
F100, F110, F120, F130	1	630
FL4	1	073
FL5, FL8, 40CA	2	073
FL6, FR8	2	017
FL7	2	333
FR12	2	622
Hesston, 6500, 7600, 7700 Series	1	621
Integral, L521, L624	1	621
Laverda (12v)	1	622
Laverda (24v)	2	644
MX300, MX240	1	621
50C, 50CA, 50CL	2	017
70C, 70CL, 80CA	1	017
80C, 80CL, 100C	2	644
80R, 215B	2	073
180C, 180C1	2	622

Make & Model	Quantity	Schnapp Commercial
--------------	----------	--------------------

**FIAT - (Continued)**

211A, 215F, 250, 312C, 352C	2	017
400, 450, 550R	1	017
540, 540V, 580, 640, 680 & 780	1	630
411C, 411R, 411RB, 411T, 415B, 415DT, 415V, 421A, 431C, 451C, 431R	2	073
513R	2	017
550, 650, 800	2	622
500, 607, 637, 638, 715, 715DT, 753, 850, 850DT, 1000	1	622
645, 745	4	644
655C	1	073
900	2	624
805, 880, 1005, 1300S	1	624
1001A Campagnola	1	071
1102A Campagnola	2	071
44-28	2	624
45-66	1	017
90C	2	623
120C, 605C	2	630
180-90	1	630
355, 455, 555, 632, 634, 636, 647, 655	1	622
640, 680H, 780	1	630
821L (D)	2	623
5640, 6640, 7740, 8240, 8340	1	643

**FORD**

Dearborn P3 (TA) (D)	1	069
Dexta (P)	1	088
Dexta 6 x 3 2000	1	017
Dexto 6 x 4 3000	1	017
Dexto 3000, 3600	1	622
Force 7000, 8000, 8600, 9600	1	622
FW60 to 1986 - (N.B. for Ford Cargo)	3	644
Major	2	071
Major (Old Type) L4 (TA) (D)	2	541
Major (New Type) LS (TA) (D)	2	531
Major 4000 (D)	1	622
Major 4000 (P)	1	017
New Major (Rowcrop Commercial)	1	071
Power Major (P)	2	071
Power Major (Diesel)	2	591
Super Major 7000, 8000	2	622
550, 555	1	622
1110, 1210, 1310	1	069
1710, 1910 Compacts	1	089
2110	1	664
2000, 3000, 2600, 3600	1	017
2610, 3610, 3910, 4110, 5610, 6610, 6710	1	622
3055	1	622
4100, 4604, 5600, 6500, 6600, 6700, 7600, 7700, 8100, 8600, 8700, 9600, 9700	1	622
7610, 7710, 7910, 8210	1	622
TW10, TW20, TW30, TW5, TW15, TW25, TW35	1	622

<b>INDUSTRIAL UNITS:</b>		
102E, 202E, 203E, 562E, 592E, 955E (P) .	1	071
590E (D)	2	531
590E (P)	2	664
957E (P)	1	664
8hp, 3PU	1	531
2701E, 2703E, 2704E (All Diesel)	1	648
2261E, 2262E, 2263E, 2264E, 2265E (All Petrol)	1	643
2601E, 2602E, 2603E, 2604F (All Petrol)	1	663
2502E (D), 2503E (P), 2504E (D)	1	017
2511E (P), 2512E (D), 2513E (P), 2514E (D)	1	622
2711E, 2712E, 2713E, 2714E, 2715E, 2740ET (All Diesel)	1	647

\*N.B. with Cargo Adaptor



Make & Model	Quantity	Schnapp Commercial
--------------	----------	--------------------

**GKN / LINCOLN ELECTRIC**

<b>ENGINE DRIVEN WELDING SETS:</b> (Except SAE300)	2	531
SAE 300 to 1967	2	541
SAE 300, SAE400 1986 On	1	663

**HANOMAG**

K7, K8, K60, K320	2	621
K10, K90E, K565	2	625
400C	2	663
44C	2	630
F45, F46, F55, F65, F75, F76, F85, F88, F131, F141, F151, F162, F170	2	621
F190, F191, F201, F221, F222	2	621
F261, F320, H151, H161, H191	2	621
H221, H261, HS14, HA15, HS16	2	621
HA19, H522, HS26, HS34, HS165	2	621

**HITACHI**

VH11-02, VH-031	2	069
VH-020, VH030, VH-121, VH-171	2	624
VH-02S Excavator	1	069
VH-04, VH-07, VH-09, VH-051, VH-052	2	623
VH-063	1	664
VH-081, VH-083, WH0S1D	2	623
VH-10, VH-14-2, VH-20, VH-30, VH-50	1	624
WH-04, WH-04-D	1	623

**HOLMAN**

<b>COMPRESSORS:</b>		
CA1, CA1S, CA1SS	1	663
CR140/S/SS, C175/S/SS, CR275/S/SS	1	663
CV125, CV12SS, CV14SS	1	663
CV160, CV160S, CV250, CV250S	1	663
RO13P	1	541
RO15P (Temperate Climate)	2	531
RO37HP, RO60P (Rolls Royce or Dorman) (Temperate Climate)	4	531
RO45-17C, RO45-170S	1	647
Rotair 600	4	531
Rotair 140	4	531
Rokur 150, 250	2	531
Rotair 370, RO37P (Temperate Climate)	4	531
RO60 100/S/SS, RO60-175S/SS	1	647
RO70 1008/55, RO70P, RO70VHP	1	647
TI 3D, T20D, T24D, T36D	1	664
T20D, T25J, T36D	2	664

**HOUCHIN**

All Ground Power Units	2	647
20/51 KW, GPU, 80 KW (D)	2	664
60 kva, Self-Propelled GPU	2	541
148	1	664

**HYDROCON**

Admiral	1	664
---------	---	-----

Make & Model	Quantity	Schnapp Commercial
--------------	----------	--------------------

**HYDROCON - (Continued)**

Hamilton Hebridean	4	531
Hebridean (Foden Chassis)	2	069
Hebridean 20 Ton, Hampden 50 Ton	2	648
Hibernian, Highlander, Huntly, Chieftan Super Six	2	664
Hymatic (Compair) Compressors 74D	1	096
140D & 1500	1	663

**HYSTER**

<b>FORK LIFTS:</b>		
Fork Lifts with Perkins P3 Engine	1	069
H40F (D)	1	622
H60, H60C, H70, H70C	1	333
H60, H70, H80, HF100, H120 (D), H60C, H80C, Karry Crane (D), H60B	2	531
H70B, H80B, YCD (Perkins Engine)	2	531
H150	1	623
HU, UC, YC (D)	1	069
HC, UC, UE, YC, YE (LPG or P Engine)	1	664
Karry Crane (D)	1	664
Karry Crane (Perkins P3 or P4 Engine)	1	664
RC160 (Perkins 6305)	2	531
S30, S40, S50 (Perkins Engine)	2	531
S30/B, S40/B, S400	2	531
S30C, S40C, S50C (D) (Continental Engine)	2	531
S50/B, 30-40-50C (D)	1	531
S60, S70, S100 (Perkins Engine) & KK	1	621
<b>LINCOLN SCRUBBERS:</b>		
300 Series Sweeper (Briggs or Strattan Engine)	1	071
400 Series Ride-on Sweeper	1	071
719 Battery Auto Scrubbers	1	647
721, 726, 730 Battery Auto Scrubbers	1	531

**INGERSOLL-RAND**

<b>PORTABLE AIR COMPRESSORS:</b>		
TP	1	096
TP60	1	071
TP105, TP120, TPF120, TPG120, TPM120	1	664
TP210	1	664
TPG120	2	541
<b>ROTARY COMPRESSORS:</b>		
85, 125, 175	1	647
250, 365, 600, 750	1	648
DR85, DR250, DRF250	2	531
DR365, DR600, DRAF365, DRC600, DRGM365, DRGM600, DRR365, DRR600	2	624
DRA125, GYRO-F20	1	069
DRAF125, DR140, DR150	1	664
DPDRA 125	2	531
TPG200	2	541
P600/900	1	664

<b>BACKHOE LOADERS:</b>		
2D, 3C, 3D (MKII & III)	1	647
2DS, 3CS, 3DS, 3C, 3CX, 3CX4D, 4C Turbo, 4CN Machines & 700	1	647



Make & Model	Quantity	Schnapp Commercial
<b>INGERSOLL-RAND</b>		
<b>CRAWLER LOADERS:</b>		
110, 110B, 112, 114, 811, 812, 814, 814S, 817, 818, 818S, 820 & 820S	1	647
812S, 814S, 816S, 820S (24v)	2	663
<b>EXCAVATORS:</b>		
JCHF20, JC83	2	531
JVCHF20B/3C/3D/4C/4D	1	647
JCB3111	1	647
180 Loaders & 360 Hydraulic	1	647
<b>LOADALLS:</b>		
520 (to 270590)	1	647
520, 525, 530 (2 & 4 WD)	1	647
520 (2 & 4 WD) (500001 On)	1	663
525B (2 & 4 WD)	1	663
520 (2 & 4 WD) HL, 525B (2 & 4 WD) HL	1	663
530 (2 & 4) HL, 530B, 530BHL, 540B, 540BM	1	647
<b>WHEELED LOADING SHOVELS:</b>		
406, 410, 412, 415	1	663
413, 418, 420, 430 (to M523000)	1	647
423, 425, 428, 428 Compactor, 435	2	647
SL702, 704 (2969 On)	1	647
900, 1000 (3267 On)	1	647
902, 1250	1	647
SL907, 908, 1500, 1750, 2000 (3256 On)	2	647
<b>CRAWLER EXCAVATORS:</b>		
SC	1	647
805, 805B, 806, 806B, 807, 807B, 808	1	647
806C, 807C, 850B Turbo	1	647
802 Mini	1	664
Hydrachief: Trailers 5050, 5051, 5052, 5053, 5054, 5055	1	663
Trailers 5056	1	647
<b>ROUGH TERRAIN FORKLIFTS:</b>		
921, 926, 30 (2 & 4 WD)	1	663
<b>COMBINES:</b>		
Claeys M80, M103	2	541
Landford, Laverda	1	621
Volvo ST257	2	404
Volvo S1000A	2	531
<b>BACKHOE LOADERS:</b>		
2D, 3C, 3D (MKII & III)	1	647
2DS, 3CS, 3DS, 3C, 3CX, 3CX4D, 4C Turbo, 4CN Machines & 700	1	647
<b>CRAWLER LOADERS:</b>		
110, 110B, 112, 114, 811, 812, 814, 814S, 817, 818, 818S, 820 & 820S	1	647
812S, 814S, 816S, 820S (24v)	2	663

Make & Model	Quantity	Schnapp Commercial
<b>INGERSOLL-RAND</b>		
<b>EXCAVATORS:</b>		
JCHF20, JC83	2	531
JVCHF20B/3C/3D/4C/4D	1	647
JCB3111	1	647
180 Loaders & 360 Hydraulic	1	647
<b>LOADALLS:</b>		
520 (to 270590)	1	647
520, 525, 530 (2 & 4 WD)	1	647
520 (2 & 4 WD) (500001 On)	1	663
525B (2 & 4 WD)	1	663
520 (2 & 4 WD) HL, 525B (2 & 4 WD) HL	1	663
530 (2 & 4) HL, 530B, 530BHL	1	647
540B, 540BM	1	647
<b>WHEELED LOADING SHOVELS:</b>		
406, 410, 412, 415	1	663
413, 418, 420, 430 (to M523000)	1	647
423, 425, 428, 428 Compactor, 435	2	647
SL702, 704 (2969 On)	1	647
900, 1000 (3267 On)	1	647
902, 1250	1	647
SL907, 908, 1500, 1750, 2000 (3256 On)	2	647
<b>CRAWLER EXCAVATORS:</b>		
SC	1	647
805, 805B, 806, 806B, 807, 807B, 808	1	647
806C, 807C, 850B Turbo	1	647
802 Mini	1	664
Hydrachief: Trailers 5050, 5051, 5052, 5053, 5054, 5055	1	663
Trailers 5056	1	647
<b>ROUGH TERRAIN FORKLIFTS:</b>		
921, 926, 30 (2 & 4 WD)	1	663
<b>COMBINES:</b>		
Claeys M80, M103	2	541
Landford, Laverda	1	621
Volvo ST257	2	404
Volvo S1000A	2	531
<b>JONES</b>		
<b>BALERS:</b>		
Invicta (BMC Engine), Major (Ford TVO Engine)	1	071
Invicta (Perkins L4 Engine)	2	541
Lion & Panther	2	531
Major (Ford Engine D)	2	531
<b>COMBINES:</b>		
Pilot (David Brown SK4 TVO Engine)	1	071
Pilot (D), Combine Harvester (D)	2	531
<b>CRANES:</b>		
KL11-7, KL15-7	1	648
KL15-25, KL15-30	2	541
KL44, KL55, KL77	1	648
KL65 up to 1970	1	664
KL3-7, KL65 1970 On & 355	1	648
495, 565, 851, 971, 1080	4	664



Make & Model	Quantity	Schnapp Commercial
--------------	----------	--------------------

**JOY SULLIVAN**

1262	1	075
Compressors TP365, RP600 (Cummins Engine)	2	624
RP140, RP260 (Fordson Engine)	2	531
R365, RP600 (GMC Engine)	1	664
RPY125	1	663

**JUNGHEINRICH**

Ameise	1	621
--------	---	-----

**KOMATSU**

D20, D21	2	078
D31, D305	2	017
331S/15, D45S/15, D50S/15	1	623
355A, D65A/6, D65S/6, D85A, D150A/15	1	624
D45A, D50, D50A/16, D53	2	623
D55, D65, D75S, D84A, D155A	2	623
D60, D60A, D65, D65A, D75, D80, D85, D85E, D95, D12A, D150	2	624
D155, D355, D455	2	624
<b>FORKLIFTS:</b>		
FD15T-1, FB20T-7, FD25T-7, FB3-T7	2	073
FG Models	1	049

<b>DUMPERS:</b>		
HD320, HD785	4	624

<b>EXCAVATORS:</b>		
PC150, PC200, PC220	2	623
PC120, PC150HD, PC150NHD	2	664
PC180LC, PC180LLC, PC180NLC	2	664
PC210, PC210LC, PC240, PC240LC	2	664
PC240NLC, PC280LC, PC280NLC	2	664
PC300, PC400	2	624
PC300LC, P300NLC	2	623

<b>WHEEL LOADERS:</b>		
W70, W90, W120	2	623
D3, D40, D45	2	623

**KUBOTA**

D50A/15, D050S/15, D85A/12	1	624
L175, L185, L225, L235, L245, L275	1	073
L345, L345 MKII, L245DT	1	664
KH1D, KH8-3, KH5	1	073
KH14-3, KH15-3, KH16W, KH18, KH20, KH28	1	664
B6000, B8200, B8200HST	1	073
RW30, RW30S, RW25, RW35	1	664
B5100, B6100, B7100, B7000, B7100HST	1	015
G3HST	1	015

**LAMBOGHINI**

Formula 105	1	017
Grand Prix 674-70	1	017
Herlan 480	1	623
Series 70: 574-70 Crono	1	630
Series 80: 774-80 Cross	1	017

Make & Model	Quantity	Schnapp Commercial
--------------	----------	--------------------

**LAMBOGHINI - (Continued)**

Series Runner: 250, 350	1	335
Series Runner: 775 F Plus	1	335
503 & 603	1	017
754 & 854	1	623
1056 & 1256	1	623

**LANSING BAGNALL**

Tractors AMS, AMO, AM12, AM13, A16, AM160, TD	1	069
AP4	2	531
FODR2 Fork Lift	1	071
Tractor TODR3	1	069
FODR6/2, FODR6/2.5, FOPR6/2, FOPR6/2.5, ROGR6/2, FOGR6/2.5	1	663
FODR6/3.0, FOPR6/3.0, FOGR6/3.0	1	647
FODR6/4, FOPR6/4, FOGR6/4	1	647
M90, M100	1	096
M120	1	621
ACF116	1	071

**LEWIN**

Roadsweeper Orderley	2	531
----------------------	---	-----

**LEYLAND NUFFIELD**

<b>ENGINES:</b>		
350, 375 (D)	2	069
450, 600, 680 (D)	4	531

<b>TRACTORS:</b>		
Comet EC02/6R, 7R & 8R	4	531
DM3V, DM4	2	531
L4TA (D)	1	531
Mini Tractor	1	015
M3/4 & PM (P) Universal Tractor (P)	1	071
M3V, PM3V, PM4 (P)	1	071
Universal & Universal Four (D)	2	531
3DL, 10/42, 245, 253	1	664
3/45, 4/65	1	648
4/25 (P)	1	015
4/25 (D)	1	017
10/60, 460	2	531
154 (P)	1	015
154 (D)	1	664
255, 270	1	647
262, 272, 285, 344, 384, 475	1	648
352	1	664
486, 586, 2100, 4100	1	648

<b>CRANES:</b>		
A901, R901, A911, R911	1	630

<b>EXCAVATORS:</b>		
A901, R901, A911, R911, A900, A902, A912, R912	2	630
A921, R921, R941, R961, R971, A922, R922, R932, R942	2	630



Make & Model	Quantity	Schnapp Commercial
<b>MANITOU TRACTOR</b>		
MHF205M	1	621
MHF206C, MHF200, MHF205, MHF205C, MB30	1	664
ROUGH TERRAIN VEHICLES:		
4RM40K Site Lift	1	621
MC20H Fork Lift	1	664
BL22 Site Lift, MHF205P Farm Lift	1	648
<b>MASSEY-FERGUSON</b>		
TRACTORS:		
MF11, MF16, MF20, MF24, MF27, MF29, MF30, MF31, MF35	1	663
MF40, MF50	1	663
MF50B, MF50D	1	647
MF55, MF55C, MF66C	1	627
MF94C, MF133, MF134	1	647
MF65, MF70, MF130, MF135, MF143, MF152	1	663
MF154C	1	647
MF155, ML158, MF165, MF168	1	663
MF174C, MF177, MF254C, MF274C	1	647
MF175, MF178, MF185, MF186, MF187, MF203	1	663
MF188, MF200, MF205, F230, MF252	1	663
MF240, MF250, MF265, MF290, MF307	1	663
MF300, MF410, MF410/8	1	663
MF350, MF355, MF360	1	069
MF362, MF365, MF375, MF390	1	647
MF375E, MF390E	1	069
MF418, MF487, MF500, MF500-7, MF506	1	663
MF503, MF530	1	647
MF507, MF510/7, MF515/7, MF520, MF525	1	663
MF550, MF565, MF575, MF590	1	663
MF595	1	622
MF600, D600C	1	663
MF620, MF625, MF630, MF670	1	663
MF647, MF655, MF665	1	647
MF675, MF690, MF698 until 1984	1	647
MF675, MF690 1985 on	2	071
MF698T, MF699	2	071
MF700, D700C	1	627
MF735	1	071
MF750, MF760	1	663
MF780, MF788	2	541
MF800, MF805, MF825, MF830, MF835, MF845	1	647
MF850/5, MF860/5	2	071
MF1010	1	015
MF1020, MF1030, MF1040, MF1080	1	663
MF1100, MF1105, MF1135	1	647
MF1155, MF1200	1	647
MF1250, MF1550	1	647
MF1505, MF2135, MF2203, MF2205, MF2620	1	663
MF2650, MF2680, M2720	2	663
MF2645, MF2685, M2725 (Oct. '84 >)	2	071
MF2645, MF2685, MF2725 (Aug. '85 >)	2	627
MF3303, MF3305, MF5180, MF6308	1	643
MF5751	1	647
MF3050, MF3060, MF3065, MF3070	2	069
MF3080, MF3090, MF3610, MF3630, MF3650	2	069
<b>MATBRO</b>		
FORK LIFT TRUCKS:		
40/50, C60, C70, C80, C90, Economat 70 & 90, Series VY60	1	647

Make & Model	Quantity	Schnapp Commercial
<b>MATBRO - (Continued)</b>		
70, 80, 90, 100, 120, 150, 180, 200, S60 to S150, Swing Lift Trucks Yard	1	647
MB5/9/P, M35/12/P, 45/9/P, 45/12/P, 60/9/P, 80/9/P, 80/12/P, Shovel 25/P	1	071
M35/9/D, M35/12/D, 45/9/D, 45/12/D, 60/9/D, 60/12/D, 80/9/D, 80/12/D, Shovel 25/D	2	531
22/9/P	2	531
All Models with Petrol Engine	1	531
EARTHMOVERS:		
Mastin II & III, Mastiff Major Loading, Shovel, Mastiff Minor Compact 60 & 80	1	647
Loading Shovel, Super Load Star, Loading Shovel (Ford D Engine)	1	647
DIGGERS:		
Mantis Hydraulic	2	531
<b>MATISA</b>		
Ballast Cleaner (Leyland Engine)	4	541
Ballast Tamper (Leyland Engine)	1	664
PV5 Track Recording Trolley	1	071
<b>MERCEDES - BENZ</b>		
U100/400, 200	2	048
U34/411, U40/421	1	663
U404.0 (82PS), U404.0 (110PS)	2	048
U80/406	1	663
U80/413	1	622
UNIMOG Sg1	2	048
<b>MERCURY</b>		
TRACTORS:		
14, 14ACD, 20ACD, MD20/30, 30PD & ALL/ACD	1	069
AT40, AT46, AT70, AT65P, 55F, 13M, 13M2, 30M2, 40M, 40M2	1	664
32P, 43P, 45P, 46P, 55P, 65P & 70P	1	664
Lawn Mower MK III 16in	1	071
MD40/60 & 70	1	647
MD100/120, 130 & 150	2	531
MD250/400 (Perkins V8 Engine), 200, 300 & Industrial Park	4	664
T3, 20 & 30 (Ford 122E Engine)	1	069
20 & 30 (Perkins 4.108 Engine)	1	069
<b>MITSUBISHI</b>		
FORK LIFT TRUCKS:		
FD10T, FD14T, FD15T, FD20T, FD25T, FD30T, FD35T, FD40T	1	015
FG10T, FG14T, FG15T, FG20T, FG25T, FG30T, FGC10T, FGC15T	1	015
FGC20T, FGC25T, FGC30T	1	091
CONSTRUCTION MACHINERY:		
MS03, MS04, MS07	1	069
MS110, MS120, MS140, MS180, MS230	2	627





Make & Model	Quantity	Schnapp Commercial
<b>MUIRHILL</b>		
<b>DUMPERS:</b>		
10B Dumper & Shutner (P)	1	071
LH4 & LH2 MK IV	1	664
<b>LOADERS:</b>		
LH1, SS	1	071
LH1 MK IV	1	647
4000, 5000	1	622
<b>SHUNTERS:</b>		
Shunter (P), Tractor MB	1	071
<b>CRANES:</b>		
T8	1	663
<b>TRACTORS &amp; SHOVELS:</b>		
101, 110, 121, 111 1970 on	2	541
161, 9000, 12000	1	648
<b>NEW HOLLAND (SPERRY)</b>		
TF32, TF34	2	096
TF42, TF44	2	096
TR70	2	663
TX36, TX44, TX46	2	096
<b>NISSAN</b>		
Fork Lift Trucks:		
Diesel Fork Lift QFF02	1	664
CF01	1	089
CHF03, CPF02, PF02, UF03	1	089
EF02, QF01	1	664
YF03	2	089
DF05A50U, DF05A60U, DF05A70U	1	664
<b>ORENSTEIN &amp; KOPPEL</b>		
RH/MH-374 & 6	2	664
RH/MH-9, 12, 14, 18 & 25	2	630
<b>POCLAIR</b>		
Excavators TC & TY	2	541
G, L, 60	2	627
<b>RELIANCE TRUCKS</b>		
2500 & 3000 Industrial Tractors	1	073
4D Towing Tractor HT3/FD, Bulldog Tractor	1	069
HT2/RH & HT2/B Tractors	1	069
FWB/B & FWB/RD Trucks, HT2/FD & HT3/FB Tractors, HT/3/P4, CUB	1	069

Make & Model	Quantity	Schnapp Commercial
<b>RENAULT (TRACTORS)</b>		
R551, 651, 652, 654, 656, 681, 751, 752, 851 & 951	1	017
R891, 951, 981, 1151, 1181, 1451, 3046, 3050, 7012	2	531
J245, AM354R/44R	2	664
<b>SAMBRON</b>		
AM252, 430H, 425H, 525	1	664
<b>SAME</b>		
<b>TRACTORS:</b>		
1056P, 1056PT	1	647
Antares 100, 110, 130	1	017
Ariete	2	664
Aster 60, 70, Aurora 45	1	096
Atlanta	2	531
Atlanta Vigneto	1	017
Centaurio 60	2	531
Centaurio 70, Centurian	1	623
Deltino	1	096
Dinosauro	2	623
Drago, Frutteto	1	623
Explorer 55, 60, 65, 70, 80, 90	1	017
Hercules, Tiger, Trident, Titan	1	630
Hercules 160	1	630
Italia	2	531
Jaguar 95	1	623
Leone	2	531
Leopard 88, 85E, 85DL, 90	1	623
Mercury 85	1	630
Miniataurus	1	630
Minitauro, Saturno	1	630
Panther 88, 90	1	623
Polaris 35	1	068
Puledro, Puledro 35, Same 250	2	531
Row-Crop 85	1	623
Same 360, 360C, 480	2	531
Samecar Agricolo	2	531
Sametto 120, Sametto V	2	531
Sametto Vigneto	1	017
Sirenetta, Vigneron, Solar	1	096
Six 105	1	623
Taurus 60, Tiger 100, Tiger 105	1	623
<b>SCHLUTER</b>		
550, 750, 1050, Super 550	1	075
850, 950 Until 1973	1	096
850, 950 1973 On	1	075
Super 350, 450, 650, 750, 850, 900, 950, 1050, 1150, 1250, 1300	1	075
1500, 1600, 1800, 1900	1	096
Super 2000, 2500, 3000	1	630
SKS 150	1	017
SK310	1	096
VF311, HF2	2	627
<b>SPERRY NEW HOLLAND</b>		
TR70	2	663
818	2	075



Make & Model	Quantity	Schnapp Commercial
--------------	----------	--------------------

**SPERRY NEW HOLLAND - (Continued)**

903, 907	1	075
1049	1	664
1520, 1530, 1545, 8050, 8060	2	531
1540, 1550, 8030, 8040, 8070, 8080	2	096
1880, 1890, 1895	2	075

**THWAITES DUMPERS**

5 Ton Dumper, 6 Ton Galaxy	1	648
Alldrive 5 Ton, Alldrive 8 Ton Goliath	1	648
Orline 2500, Allidq Digger/Loader	1	015
Alldrive 4000 & 6000 To Feb 1988	1	015
Alldrive 4000 & 6000 From Feb 1988	1	069
Alldrive 7000, 9000	1	069
Nimbus, Sprite, Orion, Tusker (Lighting Only)	1	015
Tusker (Electrical Start)	1	664

**UNIVERSAL**

Tractors 455, 550, 651	1	623
Tractors C335, 335, 385	2	541
Tractors & Crawler FM445	1	647

**VOLVO BM**

4200, 4400, 4500	2	647
4300	2	663
861 Dumper	2	623
5350 Dumper	4	069
2005, 2105	2	069

VOLVO COMBINES:		
L4854 Allrad	1	333
L4950, L4951	2	622
Mechanical Shovel	1	333

**VOLVO PENTA**

MARINE ENGINES:		
Aquamatic 115/608, 130/270, 170/270	1	069
Aquamatic AQD21/270, AQD32/270	1	622
MD1, MD2, MD6A, MD21, MD32	1	622
MD38	1	624
D70, MD100, MD120	2	624

**WALLIS & STEVENS - (Also see Advance)**

Advance Rollers: OG, PG	1	069
OGR, OGP	1	663
ONF, ONP, OOF, ONP(2), ONF(2)	1	622
PA(2), QA, PCL	1	663
RA, RBF, RBP	1	647

**FE WEATHERHILL**

S3	1	664
12HB	1	221

Make & Model	Quantity	Schnapp Commercial
--------------	----------	--------------------

**FE WEATHERHILL - (Continued)**

22HB	1	622
42H(F), 42HD	2	531
42H (Petrol), L50 & L61B	1	647
42HB, L61D, L62B	2	541
L66	2	663
L66D	2	647

**WHITLOCK BROS**

Whitlock 105 (Ford 3000), 205, 305 (Ford 4000) 307, 308, 505, 605 (Ford 5000)	1	622
Merton 120B, 150B, 180B	1	647

**YALE & TOWNE (MFG) COMPANY (EATON)**

2711E (D)	1	663
D51, 30, 60	1	664
D51, DP51-30 to 60 (Perkins 4/203 D Engines), D51F, G51F, L51F, GP51F	1	663
LP51F, DP51F-30 to 50 (Ford 2503D, P, LP Engines)	1	663
D51F, DP51F (Ford 2701D Engine)	1	644
Fork Lift Trucks (PLPG), DP51-30, DP51-40, DP51-50, DP51-60, DP51-70, DP51-100	1	664
Junior Tractor (D), Fork Lift Trucks (D), D5-30, D51-40	1	664
D51-50, D51-70, D51-80, D51-100	1	664
G1F, GP51F, L51F, LP51F/60 (Ford P or LP Engine)	1	663

PALLET UNITS:		
M28P, M38P	4	531

TRACTOR SHOVELS:		
134-A/-64, 204-A (General Motors)	2	541
134A, 164A	4	541
204A (Leyland)	2	069
204A & 2000 Cummins	2	643
204A	2	069
300 (General Motors)	4	541
300 (Leyland), 3000 (Cummins & Leyland)	2	622
Trolan 154LD, 204LD	2	069

**ZETOR**

220, 330, 350	1	221
2511, 3511, 3545, 4511, 4712, 4718, 4911	1	221
5011, 5211, 5245, 5511, 5545, 5711, 5718	1	221
5745, 5748, 5911, 6011, 6045, 6711, 6718	1	221
6745, 6748, 6911, 6945, 7011, 7045	1	221
8011, 8045, 8111, 8145, 10011, 10045,	2	221
10145, 12011, 12045, 12145, 16045, 16145	2	221
7745	1	621

**ARIEN**

Ride on Mower/Tractor	1	038
-----------------------	---	-----

**ALLIS CHALMERS**

Simplicity Ride on Tractor (mini diesel)	1	038
Garden Tractors G14, H14, H14XL, QT16, QT17, HT20, HT23, G11 XL, H11 XL	1	063
G12 XL, G14 XL, G16 XL, H16 XT, H18 XL	1	063
HTR 22	1	069





Make & Model	Fitment
<b>APRILIA</b>	
12 VOLT: Futura 125, Europa 125, Extrema 125	YB9-B
Peraso 125, RX125, RS250	YB9-B
Tuareg 600, Pegaso 650	YB14L-A2
<b>BENELLI</b>	
12 VOLT: 250, 504 Sport, 654	YB12A-A
304, 354 Sport, 750	YB14L-A2
900	Y60-N24L-A
<b>BMW</b>	
12 VOLT: R80	12N9-3B
R45, R50/5, R60/5, R65, R75/5	YB14L-A2
R60/6, R75/6, R80, R90, R100, K100	Y60-N24L-A
K1100, R1100	Y60-N24L-A
<b>BSA</b>	
6 VOLT: 250, 350, 600 6 VOLT	B39-6
Goldstar 500	B38-6A
12 VOLT: 250, 350, 400, 500, 600, 650, 750	YB7-A
<b>CAGIVA</b>	
12 VOLT: SXT125	12N5.5-4A
SSTN125, SST250, SX250, SXT250	12N7-3B
SST350,	12N7-3B
Mito 125, Blues 125, Super City 125	YB9-B
Roadster 125	YB9-B
River 600, Alazzurra 650	YB14L-A2
750, 900	YB16-B
<b>CZ</b>	
6 VOLT: 125, 175, 180, 250, 350	B38-6A

Make & Model	Fitment
<b>CZ - (Continued)</b>	
12 VOLT: 125, 175, 180, 250, 350	YB5L-B
<b>DUCATI</b>	
12 VOLT: 900, 1000	YB12A-A
Pantah 500 and 600	YB14L-A2
750	YB14L-A2
906, 907	YB16-B
900	Y60-N24-A
<b>GILERA</b>	
12 VOLT: RV125, RX125	YB9-B
600	YB14L-A2
<b>HARLEY DAVIDSON</b>	
6 VOLT: 125, 175, 250	6N11A-1B
12 VOLT: XLH, XLCH, XLS	YB7-A
XLH, XLCH (883cc), XR	YB16L-B
XL and XLH 1100 and 1200cc	YB16L-B
FXE, FXS, 1200cc	YB16L-B
other 1200cc/1340cc	YB16L-B
	or
	YB16CL-B
	or
	Y50-N18L-A2
SX350	Y60-N24L-A
<b>HONDA</b>	
6 VOLT: CB50, PC50, PF50	6N2-2A
CL90, CS90, SS90	6N6-1B
CB100, CB125, CG125, SL125	6N6-3B
XL250	6N6-3B
12 VOLT: MTX50, CB125, CG125	YB2.5LC
MBX50, MBX80, MTX125, MTX200	YB3L-A
XL250, XL500, XL600	YB3L-A
C50, NB50, ND50, NS50, NT50	YB4L-B
NU50, NV50, NX50, PXR50, SH50	YB4L-B
C70, C90	YB4L-B
NB50, NE50, SA50, ST50	YT4L-BS
TLR200, NSR250	YT4L-BS
NH80, C90, MBX125, NH125, NS125	YB5L-B
CA125, CB250, CBR400	YTX7L-BS



Make & Model	Fitment
<b>HONDA - (Continued)</b>	
VFR400	YTX7A-BS
TRX125, CBR400, CB500, CBR600	YTX9-BS
NTV600, VT600, NTV650, NX650	YTX9-BS
RVF750, VFR750, CBR900	YTX9-BS
CB125, CD125, CH125, CM125	YB9-B
CB250, CBX250, CD250, CJ250	YB9-B
CL250, NS250, VT250, CL360	YB9-B
VFR400 (NC24)	12N9-3B
VFR400 RK & RL (NC30)	YTX7A-BS
CB250 Super Dream, CB350	YB12A-A
CB360, CB400 Super Dream, VF400	YB12A-A
CB450, CB500, VF500, VT500	YB12A-A
CB550, CBX550, CB650, VF750	YB12A-A
TRX300, TRX350, FL400, XRV750	YTX14-BS
ST1100	YTX14-BS
CX500, FT500, GL500, CX650, GL650	YB14L-A2
CB750, VF750, CB900	YB14L-A2
CBX1000	YB14L-A2
	or
	YB18L-A
CB1100	YB14L-A2
CBR1000	YB14L-B2
XL600, CB750 (93-96), CBX750, VF750	YB14-A2
GL1000 GL1100, GL1200	Y50-N18L-A2

Make & Model	Fitment
<b>JAWA</b>	
6 VOLT: 350, 500	B39-6A

Make & Model	Fitment
<b>KAWASAKI</b>	
6 VOLT: KH100, KH125	6N6-3B-1
12 VOLT: KDX125	YB3L-A
KMX125, KMX200, KR1	YB4L-B
AR125	YB5L-B
KH250, KH40	12N5.5-4A
KLX250	YTX7L-BS
ZXR400, KLX650, ZXR750	YTX9-BS
KH500	12N9-3B
Z200, Z25, Z650, Z900	YB10L-A2
KLT200, KLT250, GPX400, GPZ400	YB12A-A
Z400, Z440, EN450, EN500, Z500	YB12A-A
GPZ550, GT550, Z550, ZR550	YB12A-A
GPX600, Z750, ZL600, ZZR600	YB12A-A
ZXR 750	YB12A-A
VN800, GPZ1100, ZZR1100	YTX14-BS
GPZ750, GT750	SYB14L-A2
GPZ500, KLR600, KLR650, GPX750	YB14L-A2
GPZ750, VN750, Z750, ZXR750	YB14L-A2
GPZ900, GPZ1000, Z1000	YB14L-A2
ZL1000, ZX1000, ZX1100	YB14L-A2
Z1000 (to 81), GPZ100 (to 88)	12N16-3B
KLF300, KLF400	YB16CL-B
JET-SKI	YB16CL-B
GTR1000, Z1000 (to 86)	YB18L-A
Z1300, ZG1300, VN1500	Y50-N18L-A2

Make & Model	Fitment
<b>LAMBRETTA</b>	
6 VOLT: GP125, SL125, SL125, GP125	B39-6
GP200, SX, SX200	B39-6

Make & Model	Fitment
<b>LAVERDA</b>	
12 VOLT: 500	YB14L-A2
Jota, RGA1000, RGS1000	Y60-N24L-A
SFC1000, Mirage1000	Y60-N24L-A

Make & Model	Fitment
<b>MOTO GUZZI</b>	
12 VOLT: V35, V50	YB18L-A
V65	Y50-N18L-A2
V75, 750, V85, 850, V1000, 1100	Y60-N24L-A

Make & Model	Fitment
<b>MV AUGUSTA</b>	
12 VOLT: 350, 500	YB9-B
750, 800, 900, 1000, 1100	Y60-N24L-A

Make & Model	Fitment
<b>MZ</b>	
12 VOLT: ETZ125, ETZ150, ETZ259, ETZ300	12N9-3B
500R	12N9-3B

Make & Model	Fitment
<b>NORTON</b>	
6 VOLT: 350, 500, 600, 750	B38-6A
12 VOLT: 500, 600, 650, 750	B39-6 (x2)
750 Ranger, 750 Commando	YB9-B
850 Commando	YB14L-A2

Make & Model	Fitment
<b>PIAGGIO</b>	
12 VOLT: Zip 50, Quartz 50, Free 50	YB4L-B
Typhoon 80	YB4L-B



Make & Model	Fitment
<b>SUZUKI</b>	
<b>6 VOLT:</b>	
A50, AP50, CL50, CS50	6N2-2A
F50, FR50, FZ50, GT50, FR70	6N2-2A
FR80, TS90, A100, ASS100	6N2-2A
ACC100, GP100, TS100	6N2-2A
B120, GP125, TS185	6N4-2A
GT50, OR50, TS50, ZR50, TS100	6N4B-2A
TS125, TS185, TS250, SP370	6N4B-2A
DR400, GN400, SP400	6N4B-2A
<b>12 VOLT:</b>	
CL50, CP50, TS50, TS100, DR125	YB4L-B
GS125, TS125, TS250	YB4L-B
AE50, AH50, TS125, RGV250	YT4L-BS
DR350	YT4L-BS
CP80, CS80, GT125, RG125, SB200	YB5L-B
GT250, RG250, T250, DR600	YB5L-B
DR350	YTX7L-BS
CS125, GN125, GS125, GT200	YB7-A
GT380, T500, GT500	YB7-A
AN125	YTX7A-BS
GSF400, GSXR400, GSF600	YTX9-BS
GSX750, RF900	YTX9-BS
GN250, GS250, GSX250, GS400	YB10L-A2
GSX400, GS425, GS450, GS500	YB10L-A2
GS550	YB10L-A2
DR650, GSX1100	YTX14-BS
GSX1100	SYB14L-A2
GS650, GS750, GSX750, GT750	YB14L-A2
GS850, GS2000, GSX1000	YB14L-A2
GS1100, GSX1100	YB14L-A2
VS1400	YTX16-BS
LT-F4WD250	Y50-N18L-A2
RE5	Y60-N24L-A
<b>TRIUMPH</b>	
<b>6 VOLT:</b>	
T120 ( Bonneville)	B39-6
T15, T20, TR20	B49-6
3TA, T90, T100	6N11A-1B
TR5, T110, T6	6N11A-1B
5T Speed Twin	B38-6A
<b>12 VOLT:</b>	
T100, T120	YB7-A
TR65, TR6, T140, TR7, TRX75, TSX	YB9-B
T150	12N9-3B
T140 Bonneville, Daytona, Trident	YB14L-A2
Trophy, Tiger, Thunderbird	YB14L-A2
Speed Triple	YB14L-A2
<b>VESPA</b>	
<b>6 VOLT:</b>	
VSE1	B49-6
V9A1	6N11A-1B

Make & Model	Fitment
<b>VESPA - (Continued)</b>	
<b>12 VOLT:</b>	
PX125, P150, PX150	12N5.5-3B
P200, PX200	12N5.5-3B
PK50, PK80, PK100, PK125	YB7-A
T5, COSA125, COSA200	YB9-B
<b>YAMAHA</b>	
<b>6 VOLT:</b>	
DT50, FS1E, FS1, RD50, TY50	6N4A-4D
RS100, YB100, RS125, XT125	6N4A-4D
DT250, DT400	6N4B-2A
DT125, DT175, DT250, XT250	6N6-3B-1
DT400, XT500	6N6-3B-1
CV80	6N11-2D
<b>12 VOLT:</b>	
CG50, CW50, ZE50, XT600	YB4L-B
RD125, TZR125, TDR250, TZR250	YB5L-B
RD350, XT550	YT5L-B
RD125, RD250, RD350, RD500	12N5.5-3B
V90, RD250, RD350, RD400	12N5.5A-3B
DT125, SR125, SR125, XS250	12N7-3B
XS400, SR500	12N7-3B
FZR400, XJ600, XTZ660, FZR750	YTX9-BS
RD200, RS200	12N9-3B
XV250	YB10L-A2
Breeze, SR250, XS250, XS360	YB12A-A
XS400, XJ550, XJ600, XJ650	YB12A-A
XJ900, FZR1000, GTS1000	YTX14-BS
FJ1200, XJR1200	YTX14-BS
XS500, XZ550, XT600, XS650, FZ750	YB14L-A2
FZR750, FZX750, XJ750, XS750	YB14L-A2
XTZ750, XS850, XJ900, FZR1000	YB14L-A2
FJ1100, FJ1200	YB14L-A2
XV1000, XS1100, XV1200	Y50-N18L-A2

Whilst every care has been taken compiling these applications, it is always advisable to check fitments for accuracy.



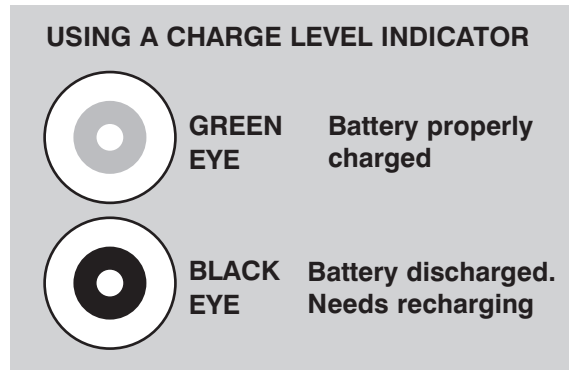


## Marine & Leisure Batteries

Unlike standard car batteries, leisure and marine batteries need to be able to withstand the demands of frequent charging and discharging. Auto Elite leisure and marine batteries provide the caravan, camping and boat enthusiast with a premium battery specifically designed for this purpose.

### Features:

- New higher Ah capacity
- "Magic eye" charge level indicator
- Special thick plates (with added carbon fibre)
- Reinforced radial plate grids
- Low electrical resistance envelope separators
- ISO9002 quality accreditation
- Tough shock-resistant container and lid
- Unique kamina lid and venting system
- Polypropylene carrying handle



### SPECIFICATIONS

#### LEISURE BATTERY RANGE

Type	Voltage (V)	Reserved Cap	Capacity (Ah)	Dimensions (L / W / H)	Weight (Kg)	Layout	Terminal Type	Charge rate for 15 hour recharge(Amps)
278	12	90	70	255x173x208mm	16.5	1	A	7
678	12	105	85	255x173x208mm	18.5	1	A	8.5
679	12	140	110	345x175x226mm	27	1	A	11



**APPLICATIONS - Selecting the right Leisure / Marine Battery**

Select a battery with a high enough Ah capacity to meet all power demands and leave a little in reserve. Excessive load on a smaller battery will severely affect its recharge times and battery life.

A few examples to show how to calculate and select the right Ah capacity battery:

**For boats and yachts:**

Application	Power (Watts)	Voltage (V)	Current (Amps)	Hours in use	Capacity reqd (Ah)	+30% safety margin
Refrigerator	60W	12V	5A	8hrs	40Ah	52Ah
Radars	36W	12V	3A	6hrs	18Ah	23.4Ah
Autopilot	60W	12V	5A	6hrs	30Ah	39Ah
Navigation system	24W	12V	2A	6hrs	12Ah	15.6Ah
Radio	60W	12V	5A	6hrs	30Ah	39Ah
					<b>TOTAL</b>	<b>169Ah</b>

**RECOMMENDATION:** Use 2 x 110Ah Auto Elite Marine batteries in parallel (ie 2 x DP110 batteries or 2 x EDC110 batteries).

**For caravans and camping:**

Application	Power (Watts)	Voltage (V)	Current (Amps)	Hours in use	Capacity reqd (Ah)	+30% safety margin
Fluorescent light (3x8W)	24W	12V	2A	7hrs	14Ah	18.2Ah
Refrigerator	60W	12V	5A	4hrs	20Ah	26Ah
Portable B&W TV	30W	12V	2.5A	8hrs	20Ah	26Ah
Radio	18W	12V	1.5A	6hrs	9Ah	11.7Ah
					<b>TOTAL</b>	<b>81.9Ah</b>

**RECOMMENDATION:** Use 1 x XL85 Auto Elite Leisure battery

Application	Power (Watts)	Voltage (V)	Current (Amps)	Hours in use	Capacity reqd (Ah)	+30% safety margin
Fluorescent light (6x8W)	48W	12V	4A	4hrs	16Ah	20.8Ah
Portable Colour TV	100W	12V	8.3A	4hrs	33.2Ah	43.2Ah
Water Pump	120W	12V	10A	1hr	10Ah	13Ah
Refrigerator	60W	12V	5A	4hrs	20Ah	26Ah
					<b>TOTAL</b>	<b>103Ah</b>

**RECOMMENDATION:** Use 1 x XL110 Auto Elite battery



# Battery Specifications

## AUTOMOTIVE BATTERIES

Suitable for car and LCV applications.

AUTOMOTIVE									
Part No.	Capacity	S.A.E.	L	W	H	Layout	Terminals	Hold Downs	Weight Kg
002L	38	320	175	175	190	0	Standard	B3	10.0
002R	38	320	175	175	190	1	Standard	B3	10.0
004L	50	380	200	170	225	0	Standard	-	15.5
004R	50	380	200	170	225	1	Standard	-	15.5
005L	60	510	230	170	225	0	Standard	-	18.0
005R	60	510	230	170	225	1	Standard	-	18.0
007	36	300	207	175	175	0	Standard	B13/4	11.2
012	50	390	207	175	190	0	Standard	B13/4	15.5
015	40	340	236	132	197	1	Standard	B12	12.2
017	85	650	354	175	175	0	Standard	B13/4	23.0
019	100	900	354	175	190	0	Standard	B13/4	24.4
027	60	570	242	175	190	0	Standard	B13/4	18.4
037	36	280	236	132	197	0	Ford	B12	11.4
038	36	280	236	132	197	1	Standard	B12	11.4
048	40	300	220	135	225	0	Standard	B1	11.6
049	40	300	220	135	225	1	Standard	B1	11.6
054	35	265	197	128	227	0	Small	-	10.6
055	35	265	197	128	227	1	Small	-	10.6
056	50	305	237	128	225	0	Small	-	14.3
057	50	305	237	128	225	1	Small	-	14.3
063	45	380	207	175	175	0	Standard	B13/4	13.0
065	50	540	242	175	175	0	Standard	B13/4	14.0
067	72	550	275	175	175	0	Standard	B13/4	18.0
068	70	680	270	174	223	0	Standard	B9	18.0
069	70	680	270	174	223	1	Standard	B9	18.0
071	60	420	265	175	215	1	Standard	B9	17.2
072	72	620	265	175	215	1	Standard	B9	20.7
073	60	420	265	175	215	0	Standard	B9	17.2
075	62	590	242	175	175	0	Standard	B13/4	17.0
077	44	380	207	175	175	1	Standard	B13/4	13.0
078	60	570	242	175	175	1	Standard	B13/4	14.0
083	36	300	207	175	175	0	Ford	B13/4	11.2
085	45	380	207	175	175	0	Ford	B13/4	13.0
088	70	680	257	172	215	0	Standard	-	18.0
089	70	680	257	172	215	1	Standard	-	18.0
092	50	540	242	175	175	0	Ford	B13/4	14.0
093	52	450	207	175	175	0	Ford	B13/4	14.0
095	72	550	278	175	175	0	Ford	B13/4	18.0
096	72	650	278	175	190	0	Standard	B13/4	21.2



AUTOMOTIVE (Cont)									
Part No.	Capacity	S.A.E.	L	W	H	Layout	Terminals	Hold Downs	Weight Kg
096R	72	650	278	175	190	1	Standard	B13/4	21.2
097	62	590	242	175	175	0	Ford	B13/4	17.0
099	72	650	278	175	190	0	Ford	B13/4	21.2
100	72	650	278	175	175	0	Standard	B13/4	20.4
334	95	800	302	172	225	1	Standard	B1	26
335	95	800	302	172	225	0	Standard	B1	26
58044	75	700	315	175	175	0	Standard	B3	22.8

## COMMERCIAL BATTERIES

Suitable for commercial, tractor and agricultural applications.

COMMERCIAL									
Part No.	Capacity	S.A.E.	L	W	H	Layout	Terminals	Hold Downs	Weight Kg
615R	100	680	404	170	225	1	Standard	B02	28.0
622	143	900	513	223	217	3	Standard	-	42.0
623	150	900	513	223	217	4	Standard	-	44.0
624 SP	230	1300	518	279	240	4	Standard	-	60.0
624	200	1150	518	279	240	4	Standard	-	58.0
625 SP	230	1300	518	279	240	3	Standard	-	60.0
625	200	1150	518	279	240	3	Standard	-	58.0
627	135	850	513	189	217	3	Standard	-	38.0
628	135	850	513	189	217	4	Standard	-	38.0
629	170	1000	513	223	217	3	Standard	-	53.0
629S	180	1200	513	223	225	3	Standard	-	55.0
643	95	680	343	175	230	0	Standard	-	28.0
644	95	680	343	175	230	1	Standard	-	28.0
647	120	790	345	175	285	0	Standard	-	36.0
648	120	790	345	175	285	1	Standard	-	36.0
655	135	830	345	175	285	0	Standard	-	39.0
656	135	830	345	175	285	1	Standard	-	39.0
663	105	800	345	175	233	0	Standard	-	31.0
664	105	800	345	175	233	1	Standard	-	31.0
665	95	680	330	172	238	5	Standard	-	29.0

## LEISURE BATTERIES

Suitable for leisure and marine applications.

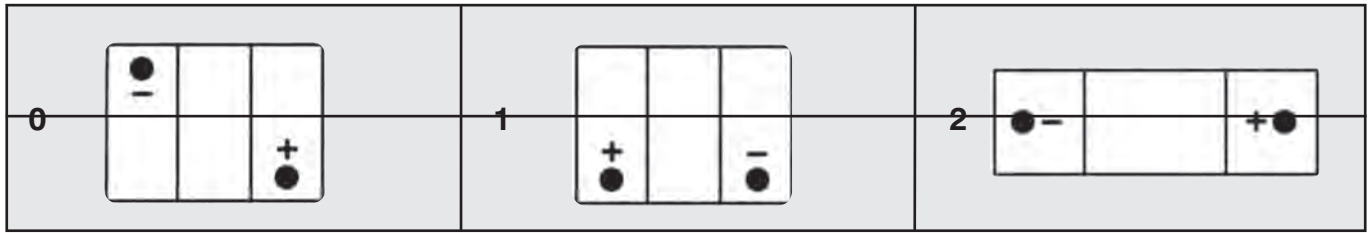
LEISURE									
Part No.	Capacity	S.A.E.	L	W	H	Layout	Terminals	Hold Downs	Weight Kg
278	75	-	265	175	210	1	Standard	B5	18.0
678	85	-	265	175	210	1	Standard	B5	19.6
679	110	-	345	175	230	1	Standard	-	29.5



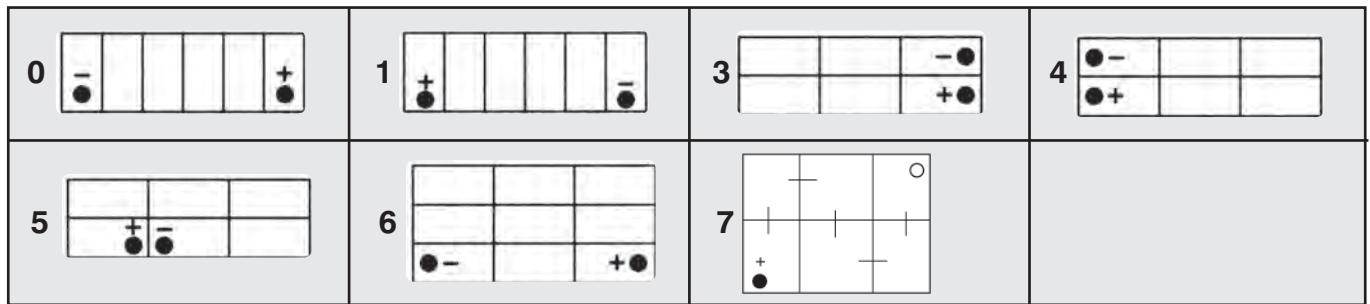


# Automotive Battery Layouts

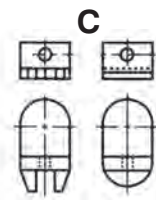
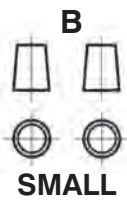
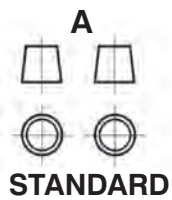
## 6 Volt Layout



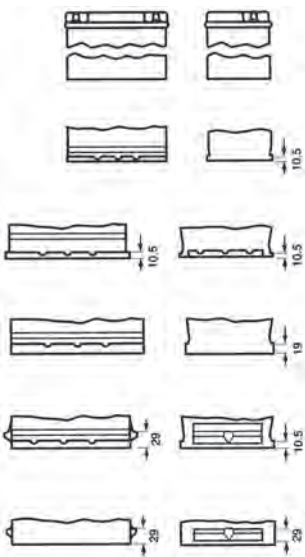
## 12 Volt Layout



## Terminals



## Hold Downs



- B0** No bottom hold downs
- B1** 10.5 front and back
- B3** 10.5 front, back and ends
- B4** 19.0 front and back
- B5** 29.0 ends and 10.5 f&b
- B6** 29.0 ends

## Special Features

- 1** One piece with superstructure cover.
- 2** One piece flat top cover.
- 3** Single cell lids with exposed connectors.
- 4** Polypropylene container.
- 5** With Handles.
- 6** 19mm Clip on side hold downs optional widgets.
- R** Hard rubber container.



## Motorcycle Battery Specifications

Part No	Schnapp Reference	UK Ref	Breather Vent Position	Cap in AH@20hr	L mm	W mm	H mm	Battery Layout	Term	Notes
<b>6 Volt</b>										
002014	6N2A-2C-3	819	Right	2	71	47	106	0	2	I, N, Q
004012	6N4B-2A, 6N4B-2A-3	842	Left	4	102	48	96	1	2	I, M, N, Q
004013	6N4A-4D	839	Behind	4	57	61	131	3	2	I, N, Q
004014	6N4-2A-1, 6N4-2A-4, 6N4A-2A7	837	left	4	71	71	96	1	2	I, M, N, Q
004015	6N4C-1B	-	Right	4	71	71	105	0	2	I, N, B
006011	6N6-3B	852	On Top	6	100	57	111	2	2	I, N, Q
006012	6N6-3B-1	-	Right	6	99	57	111	2	2	I, N, Q
006013	6N6-1D-2	-	Behind	6	100	58	112	0	2	I, Q
007014	B39-6	802		7	129	52	128	0	2	I, Q
008011	B49-6	-		8	95	85	166	1	2	I, Q
012014	6N11A-3A	859	Left	12	123	61	137	3	2	I, N, Q
012015	6N12A-2D	-	Behind	12	156	57	116	1	2	I, Q
<b>12 Volt</b>										
503011	YB2.5L-C-2	-	Front	2.5	81	71	106	0	2	I, N, Q
503012	YB3L-A	-	Left	3	100	58	112	0	2	I, N, Q
503013	YB3L-B	-	Right	3	100	58	112	0	2	I, N, Q
503014	YT4L-BS	-	Sealed	3	104	71	106	0	2	P
504011	YB4L-B	-	Right	4	121	71	93	0	2	I, N, Q
504012	YTX5L-BS	-	Sealed	4	114	71	106	0	2	P
505012	YB5L-B, 12N5-3B	864	Right	5	121	61	131	0	2	I, N, Q
506011	12N5.5-3B	866	Right	6	136	61	131	0	2	I, N, Q
506012	12N5.5A-3B	870	Right	6	104	91	115	0	2	I, N, Q
506014	YTX7L-BS	-	Sealed	6	114	71	131	0	2	P
506015	YTX7A-BS	-	Sealed	6	151	88	94	1	2	P
507012	YB7L-B, 12N7-3B	-	Right	7	136	76	135	0	2	I, N, Q
507013	12N7-4A	-	Left	7	136	76	135	1	2	I, N, Q
507101	YB7C-A	-	Right	7	130	90	114	0	2	I, N, Q
507901		-	Sealed	7	150	66	94	1	2	P
508012	YTX9-BS	-	Sealed	8	152	88	106	1	2	P
508013	YB7-A	-	Left	8	137	76	134	1	2	I, W, Q
509014	YB9-B, 12N9-4B-1	885	Right	9	136	76	140	1	2	I, W, Q
509015	YB9L-B, 12N9-3B	868	Right	9	136	76	140	0	2	I, W, Q
509016	YB9L-A2	-	Left	9	135	75	139	0	2	I, W, Q
510012	YTX12-BS	-	Sealed	10	152	88	131	1	2	P
511012	YB10L-A2, 12N10-3A	890	Left	11	136	91	147	0	2	I, N, Q
511013	YB10L-B2, YB10L-B 12N10-3B	-	Right	11	136	91	146	0	2	I, N, Q
512011	YB12A-A, 12N12A-4A-1	897	Left	12	136	81	142	1	2	I, N, Q
512012	YB12B-B2	-	Right	12	161	91	131	1	2	I, N, Q
512013	YB12AL-A, YB12AL-A2	-	Left	12	136	82	162	0	2	I, M, N, Q
512014	YTX14-BS	-	Sealed	12	152	88	147	1	2	P
512015	YB12A-B	-	Right	12	136	82	162	1	2	I, N, Q
512901		-	Sealed	12	151	70	131	1	2	P
514011	YB14L-A2, 12N14-3A	898	Left	14	135	90	167	0	2	I, N, Q
514012	YB14-A2	-	Left	14	136	91	168	1	2	I, N, Q
514013	YB14L-B2	-	Right	14	136	91	168	0	2	I, N, Q
514014	YB14-B2	-	Right	14	136	91	168	1	2	I, N, Q
514901	YTX16BS-1	-	Sealed	14	150	87	161	0	2	P
514902	YTS16BS	-	Sealed	14	150	87	161	1	2	P
516015	YB16B-A, YB16B-A1	-	Left	16	160	90	161	1	2	I, M, N, Q
516016	YB16AL-A2	-	Left	16	207	72	164	0	2	I, N, Q
518014	BMW ONLY	-	Right	18	186	82	173	0	2	I, N, Q
518015	YB18L-A	-	Left	18	181	92	164	0	2	I, N, Q
518901	YTX20L-BS	-	Sealed	18	177	88	156	0	2	P
518902	YTX20-BS	-	Sealed	18	177	88	156	1	2	P
519011	YB16L-B	103	Right	19	176	101	156	0	2	I, N, Q
519012	YB16-B	-	Right	19	176	101	156	1	2	I, N, Q
519013	BMW ONLY	-	Left	19	186	82	171	0	2	I, N, Q
519014	YB16CL-B	-	Right	19	176	101	176	0	2	I, N, Q
520012	Y50-N18L-A, Y50N-18L-A2	-	Left	20	206	92	163	0	2	I, N, Q
520016	SY50-N18L-AT	-	Left	20	206	91	170	0	2	I, N, Q
524101	12N24-4	896	Right	24	186	130	171	1	2	I, N, Q
530030	YB60-N24L-A, B68-12, BMW	895	Right	30	186	130	171	0	2	I, N, Q
532036	YHD-12	-	Left	32	243	132	165	1	2	I, N, Q





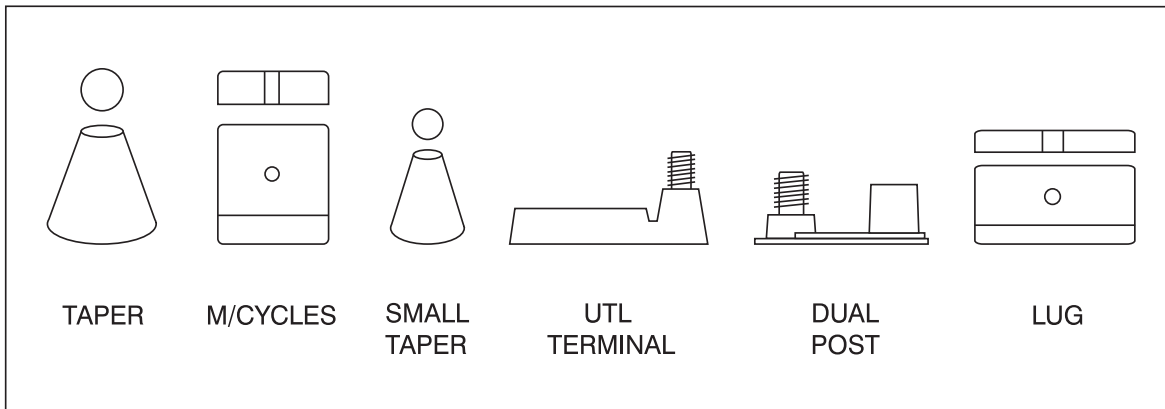
# Motorcycle Battery Layouts

## Battery Specifications

### Layouts

	0	1	2	3	4	5	6	7
6 VOLT								
12 VOLT								

### Terminals



### Notes

- A. Battery with handles
- B. Battery with 2 base hold downs 29 mm high on short sides (B9)
- C. Battery with 2 base hold downs 19mm high on long sides (B4)
- D. Battery with 2 base hold downs 10.5mm high on long sides (B1)
- E. Battery with 4 base hold downs 10.5mm high on long and short on sides
- F. Battery with 2 base hold downs 10.5mm high on long sides and 2 base hold
- G. Battery with base hold downs 10.5mm high on long and short sides with 5 indentations on long sides for clamping (B13)
- H. Battery with base hold downs 19mm high on long and short sides with 5 notches on long sides for clamping (B14)
- I. Battery for breather for remote venting
- J. Semi-traction (for standard and heavy cyclic applications)
- K. Heavy Duty (incorporates semi-traction and additional vibration proof features)
- L. Battery fitted with "magic eye" hydrometer
- M. Battery supplied with adaptor, therefore suitable for fitment with Japanese types listed. Please note change in dimensions when using adaptor
- N. Battery fitted with central gassing. Please allow 7-10mm extra
- O. Leisure (for light cyclic applications)
- P. LF Technology
- Q. Low maintenance



## Alternative Battery Fitments

Standard Catalogue Reference	Same size, lower capacity than standard	Same size, higher capacity than standard	Probable fit check location size
001		077	
002L			063
002R			077
003	071	069	072
004L			005L
004R			005R
005L			073
005R			071
007		063	
010			067/096
015	038		
017			
027			
037			
038		015	
056			056
057A			057
056			048
054			
055			
057			049
063	007		065
065		075	067
066			
067		096	
068	073		005L
069	071	072	
071	003	069	005R
072	069		
073		068	005L
075	065		027
077	001		078
083	085		093
085	083	093	
086			
088			068
089			069
092		097	
093	085		
096	067		
097	092		066
101			
104			
334			643
335			644
621		629	622
622			621
623			
624			
625			
627			
629			621
630			
643		663	
644		664	
647		655	
648		656	
655	647		
656	648		
663	643		
664	644		



# Cross References

## DIN to Schnapp Equivalent

DIN ref 6 volt	Schnapp Equivalent
05611	421
06617	404
18011	451
08411	501
11211	511
12018	521
13511	531
15030	541
16017	591

DIN ref 12 volt	Schnapp Equivalent
53235	002R
53517	083
53520	054
53522	055
53525	037
53526	038
53653	007
53737	037
54236	038
54317	085
54324	063
54434	063
54449	077
54464	077
54523	056
54524	057
54551	057
54577	048
54579	049
54584	056
54827	093
55041	004L
55042	004R
55056	065
55057	092
55070	063
55218	092
55531	065
55548	078
55559	065
55565	078
55811	097
56013	027
56048	073
56049	003
56068	005L
56069	005R
56077	075
56091	097
56098	073
56099	071
56219	027
56318	010
56323	097
56618	067
56619	066
56621	088

DIN ref 12 volt	Schnapp Equivalent
56630	089
56647	067
56818	099
57016	279
57024	069
57039	088
57072	072
57113	067/096
57114	085
57217	096
57412	096
57531	096
58521	335
58522	334
58815	017
58833	017
59017	644
59018	643
59040	643
59041	644
59516	643
59517	644
60044	017
60527	664
60528	663
61017	627
61023	630
62034	627
62045	627
62511	647
62512	647
62513	648
62514	648
62811	622
63013	622
63511	621
63589	623
64025	655
64026	656
64317	621
64318	623
65513	621
66514	621
66516	623
67018	629
67043	629
68021	625
70027	625
70029	624
70516	624
70036	625
81260	278
81270	678
81310	679

## Japanese JIS to Schnapp Equivalent

Japanese No	Schnapp Equivalent	Alternative Reference
N40	057	
N40L	056*	
N50	071	
N50L	073	
N50Z	069	
N70	334	
N70L	335	
N70Z	334	
N70ZL	335	
NS40Z	055	
NS40ZS	055*	J40RS
NS40ZL	054	J40L
NS40ZLS	054*	J40LS
NS60	056*	J45R
NS60L	057 <sup>(1)</sup>	J45L
NS60LS	057	J45LS
NS60S	056	J45RS
32C24L	054	
32C24R	055	
34B20L	054	
34B20R	055	
46B24L	056*	
46B24LS	056	
46B24R	057*	
46B24RS	057	
55B24L	056*	
55B24LS	056	
55B24R	057 <sup>(1)</sup>	
55B24RS	057	
50D20L	004L	J50L
50D20R	004R	J50R
55D20L	004L	J50L
55D20R	004R	J50R
55D23L	005L	J60L
55D23R	005R	J60R
65D23L	005L	J60L
65D23R	005R	J60R
65D26L	005L	
65D26R	005R	
75D26L	088	J70L
75D26R	089	J70R
80D26L	088	
80D26R	089	
95D31L	335	J90L
95D31R	334	J90R

\* = WITH TERMINAL ADAPTORS  
 (1) = REMOVE TERMINAL ADAPTORS



## INTRODUCTION

The handling and the proper use of lead-acid batteries is not hazardous provided appropriate facilities are available and operatives, having been instructed, are adequately supervised and take reasonable care.

### **The purpose of this guide is:**

- A. To indicate the potential hazards that may arise.
- B. To outline the precautions to be taken to minimise such hazards.
- C. To indicate the action to be taken in the event of an emergency situation.

## 1. Sulphuric Acid

Sulphuric acid is contained in batteries (drycharge batteries prior to filling with acid excluded) and may be given off as droplets and/or a fine mist during charging.

### **Nature of the hazard**

Battery acid is a poisonous, and corrosive liquid, which will cause burns and irritation to the skin and eyes.

### **Precautions**

Always handle batteries with care and keep upright.

Do not overfill batteries and always charge in a well ventilated area. Use eye protection and protective clothing where there is any risk from splashes.

### **Accident or emergency action/treatment**

**Skin contact:** Immediately drench the affected area with clean water and remove any contaminated clothing. If any soreness or irritation persists seek medical advice.

**Eye contact:** Immediately wash out the eyes with clean water for at least 10 minutes and seek prompt medical attention.

**Ingestion:** Do NOT induce vomiting but make patient drink as much water or milk as possible, followed by milk of magnesia, beaten eggs or vegetable oil and seek immediate medical attention.

### **Spillage**

Small spillages can be quite simply dealt with by swilling away with plenty of water.

### **Disposal**

Suitable acid resistant labelled containers should be used. See Section 6.

## 2. Electrical Energy

Electrical energy can be supplied from batteries and charging equipment.

### **Nature of hazard**

Burns may occur from the heating effect of tools and conductive objects in contact with live battery terminals or conductors.

In addition sparks and molten metal may be ejected and combustible materials, notably the gaseous fumes, ignited to cause potentially lethal explosions.

It is possible to receive a severe electric shock from charging equipment and from a number of batteries connected in series:

i.e. five or more 12 volt batteries - 60 volt nominal.

### **Precautions**

Before using conductive tools on a battery remove metallic personal adornments from the hands and wrists.

Before working on a vehicle electrical system blow across the terminals and the vent holes to disperse any fumes and disconnect the battery where there is any risk of accidental short circuits.

Always disconnect the earth terminal from a battery first and connect last.

Keep, charge, check and test batteries in a well ventilated area. Do not place tools or conductive objects on top of batteries.

Before using a battery charger consult manufacturer's literature.

Remember to switch the charger off before connecting or disconnecting a battery.

Note: Before disconnecting the battery, record radio settings, etc., if applicable, and refer to vehicle manufacturer's handbook for any other necessary precautions. Do not place tools on top of batteries.

### **Accident or emergency action/treatment**

**Burns:** Apply a dry sterile dressing and seek medical attention.

**Electric Shock:** Immediate action is essential in cases of severe electrical shock as the nerves controlling breathing and heart action may be affected.

Do not delay treatment by calling for a doctor; this should be done quickly if help is available or when the casualty recovers.

A. Make sure it is safe to approach. If the casualty is not clear of a live conductor break the contact. Switch off the current, remove the plug, or wrench the cable free.

If this is not possible, stand on dry insulating material (wood, rubber, brick, thickly folded newspaper, book) and try to push or pull the casualty clear of contact using similar insulating material as a lever. Do not touch him with bare hands.

B. If necessary give artificial respiration.

## 3. Emission of Gases

Hydrogen and oxygen are emitted during charging and can be emitted at other times, particularly if a battery is moved or shaken.

### **Nature of hazard**

An explosive atmosphere is created if the concentration of hydrogen in air exceeds 4%.

### **Precautions**

Keep, fill, charge, check and test in a well ventilated area.

As an added precaution, blow across the terminals and the vent holes to disperse any ignitable fumes.

Avoid sources of ignition close to batteries. In particular:

- No smoking.
- No naked flames.
- Switch off current before breaking electrical connection.
- Avoid sparks caused by accidental short circuits.

See also Section 2.

### **Accident or emergency treatment/action**

**Explosion:** Seek any necessary medical attention and remember that sulphuric acid may have been ejected (see Section 1).

## 4. Weight

Batteries are generally heavy, awkward units to handle and correct lifting techniques must therefore be used.

## 5. Damaged Batteries

Battery plates consist of lead and its compounds but can only be exposed if a battery is broken open.

In the unlikely event of this happening any spillage should be well dampened, swept up and placed in a suitable acid resistant labelled container prior to disposal. Normal personal hygiene precautions should be observed.

See also Section 1 and 6.

## 6. Disposal

Batteries, battery cases, battery acid, and lead and lead compounds, must not be burned but must be disposed of in accordance with the appropriate legislation and local authority rules and regulations, i.e. the 1996 Special Waste Regulation.

## 7. Warning

Battery acid is highly corrosive. Avoid contact with skin, eyes and clothing. In the event of spillage, immediately drench the affected parts with clean water. The gases which collect above the electrolyte during charging are highly flammable. Never allow a naked flame near the battery and avoid any possibility of a spark igniting these gases.



## Battery Removal & Installation

### **POISON/DANGER – CAUSES SEVERE BURNS KEEP OUT OF REACH OF CHILDREN**

#### **This is the 10 step procedure for the removal and installation of an automotive battery:**

Note: Before disconnecting the battery, record radio settings etc., if applicable, and refer to vehicle manufacturer's handbook for any other necessary precautions. Do not place tools on top of the battery.

**1.** Before removing the old battery, note which terminal ( + ) or ( - ) is connected to the grounding cable. The grounding cable is connected to the engine or frame.

**2.** Disconnect grounded cable first to prevent sparks caused from short circuiting. Disconnect the other cable from the terminal post and then remove battery and battery hold downs from the car.

**3.** Inspect the battery tray hold downs, clamps and replace items damaged by excessive corrosion. Use a wire brush to clean corrosion from battery tray and clamps.

**4.** Clean all corrosion from tray, hold downs and cables. Rinse thoroughly with clean water.

**5.** Before installing, check the battery for full state of charge with a hydrometer or battery tester. If the specific gravity readings are low, the battery should be charged before installing. During winter, a full state of charge is critical before the battery is installed for maximum starting power and protection against electrolyte freeze.

**6.** Using a post and clamp cleaner, clean both battery terminals and inside both cable clamps until they have a bright metallic shine. The cleaning ensures good electrical contact.



#### **7. VERY IMPORTANT STEP**

Carefully place the new battery in the tray making certain the correct ( + ) or ( - ) terminal is in the proper position in relation to the grounded cable. This procedure ensures correct polarity. Also, put on the battery hold downs but do not tighten at this point.

**8.** Connect the ungrounded cable first (the reverse of the procedure in removing the battery), then connect the grounded cable. Make sure both cable connections to the terminals are tight. Coat the terminals and cable clamps with petroleum jelly.

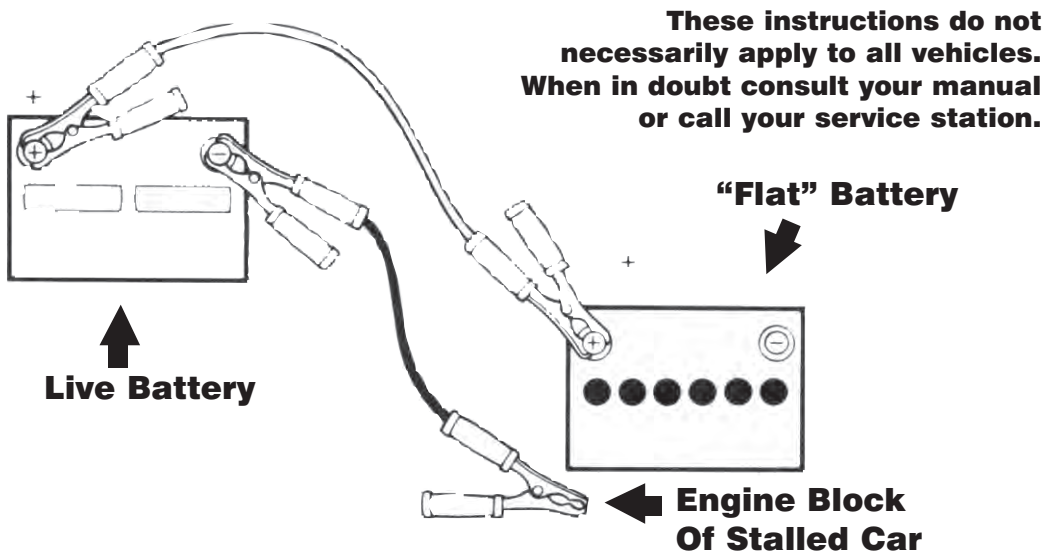
**9.** The hold down nuts can now be tightened snugly. Do not overtighten.

**10.** Installation is complete. To ensure battery is installed correctly, turn ignition key on. If battery is properly installed, the ammeter or warning light will show discharge.





## How to use Booster Cables - Hazard Warning



If only jumper cables are available and the booster battery is in another car; in both cars, set handbrakes, turn off all switches, place gear selector in Neutral or Park position, make certain cars do not touch, then proceed in this exact sequence:

1. Connect cable to post of discharged battery wired to starter or solenoid.
2. Connect other end of cable to same marked post of booster battery.
3. Connect second cable to other post of booster battery.
4. Make final connection on engine block of stalled car  
- as far away as possible from battery. Make certain cars do not touch.

Before boost starting refer to the manufacturer's Owner's Manual as boost starting may cause serious damage to the vehicle's electrical system and/or computer. We do not hold ourselves responsible for any damage caused to any vehicle by using the above.

### Hazard Warning

- **Wear eye protection when testing, removing or installing the battery.**
- **Do not wear metallic articles which might short circuit during testing, e.g. watches, bracelets.**
- **Keep plenty of water available for drenching any spilled acid.**
- **If battery vents are removable, blow gently across cell tops to disperse gases before discharge tests.**
- **Switch off charger before disconnecting battery.**



**NO SMOKING  
NO NAKED FLAMES  
NO SPARKS**



**NOTE OPERATING  
INSTRUCTIONS**



**SHIELD EYES**



**EXPLOSIVE GAS**



**KEEP AWAY FROM  
CHILDREN**



**BATTERY TO BE  
DISPOSED OF IN  
ACCORDANCE  
WITH 1996  
SPECIAL WASTE  
REGULATIONS**



**BATTERY ACID**



**RETURN FOR  
RECYCLING**





## Battery Care - Do's & Don'ts / Terminology

For a battery to remain in good working order, it should be maintained in a fully charged state by the vehicle's charging system. Where a battery is used as a means of alternative power, it is generally charged by means of an independent charger which supplies direct current to the battery through rectification.

An independent charger is also used to charge motor vehicle batteries that have become discharged due to faulty alternators or charging systems.

If the following hints are adhered to, a battery will provide extended and trouble free service.

### Do's

- Store batteries in a clean and dry area (in order to prevent deterioration).
- Store batteries in a fully charged state.
- Ensure a correct polarity connection when recharging and fitting.
- Follow proper recharging schedules to prevent overcharging. Ensure charging is conducted in a well ventilated area.
- Ensure that the battery is always clean and dry, with the terminals coated in vaseline or no-oxide grease.
- Do practice stock rotation and use a first-in-first-out system at all times.

### Don'ts

- Do not top up cells with acid or tap water. Use only battery approved water.
- Do not store batteries in a discharged state.
- Do not test batteries by shorting across terminal posts with wire, spanners, etc.
- Do not allow open flames or sparks near a battery as it could explode (batteries give off flammable gases).
- Do not use a single spanner to the terminal clamp as this could damage the post lid seal. Use a spanner to the nut and a spanner to the bolt.
- Do not use the starter motor to propel the vehicle, or leave the vehicle parked with accessories switched on.

### Terminology

1. Capacity: is the ability of a fully charged battery or a cell to deliver a certain amount of amps for a certain period of time.
2. Reserve capacity: reflects the number of minutes that a battery will last when discharged at 25 amps to a voltage of 10.5 (half for a 6 volt). This is used to measure the length of time a vehicle can be driven if the charging system fails.
3. 20 Hour capacity (amp hour capacity): if discharged at the discharge current, the battery voltage must not drop below 10.5 volts before 20 hours have elapsed, where the discharge current is the rated ampere hour current divided by 20.  
*e.g. for an 085 (44 Ah), the discharge current will be 2.2 amps (44/20), and if the battery lasts only 19 hours the actual Ah capacity will be 41.8. If it lasts 21 hours, it will deliver 46.2 Ah.*
4. Cold cranking amps (CCA): is the discharge current that can be applied to a battery to meet a specific requirement under specific conditions. The test is conducted at -18°C and with the cold cranking amps applied, the voltage of each cell must not drop below 1.2 volts for 30 seconds.





### Initial Examination

Proof of purchase, sound appearance, approved application, with warranty period.

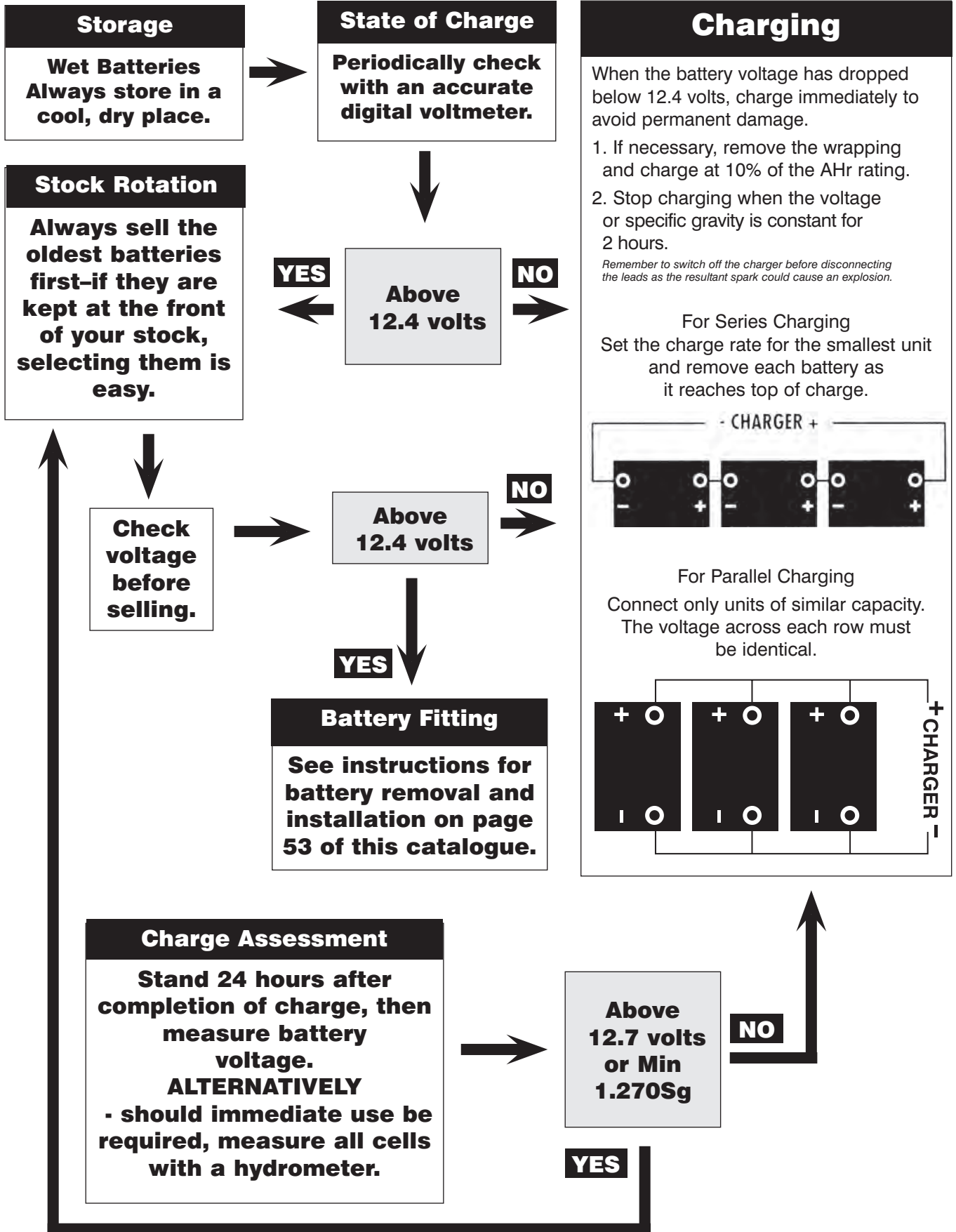


### 1. Voltmeter Reading → 2. Hydrometer Reading → 3. High Rate Discharge Test → 4. Action

Open Circuit Voltage Record open circuit voltage (OCV) readings with a reliable digital voltmeter.	Hydrometer Record readings from each cell. The cell nearest the positive terminal is identified as Cell No. 1. Using the hydrometer as a pump on the two end cells, check for discoloured electrolyte.	High Rate Discharge Record high rate discharge readings and note the movement of the instrument reading.	Decision Identify the result of the checks with the diagnostic chart steps 1 to 3. The nearest combinations will indicate the correct decision after taking into account the "further information" below.
10 to 11.5		Below 9v (Voltage often rises)	Accept (manufacturing defect)
10 to 11.5		Below 9v (Voltage often rises)	Accept (manufacturing defect)
0 to 12.6		Below 3v (Voltage normally zero)	Accept (manufacturing defect)
6 to 12.4		Below 9v (Voltage steadily falls)	Reject (due to service abuse)
Below 10		Below 3v (Voltage can be zero)	Reject (over discharged. This is NOT a manufacturing defect.)
Above 11.5		3v to 9v (Voltage remains stable)	Reject (due to service abuse)

### Further Information

- A. Where discoloured electrolyte is observed, it is always due to service related conditions. Recharge the battery and retest to check if it is still serviceable. Service life will however have been affected.
- B. If the battery is identified as over discharged, then attempt to recharge at 3-4 amps and retest. If the battery accepts this current then recovery may be possible. If the battery fails to accept this current, then recovery is very unlikely.
- C. Batteries may be undercharged or overcharged as a result of a malfunction of the vehicle electrical system. This is not the fault of the battery and the vehicle's electrics should be checked.
- D. Gassing cells in a discharged battery, or where discoloured electrolyte is observed, is most unlikely to be a manufacturer's fault.





## Terms & Conditions

All contracts for the sale of goods made by or on behalf of BATTERY DISTRIBUTION GROUP ("the seller") are subject to the following terms and conditions.

### 1 INTERPRETATION

1.1 In these terms and conditions

"CONDITIONS" means these terms and conditions and includes any special terms and conditions agreed in writing between the Customer and the Seller; "CONTRACT" means the contract for the sale of the goods; "CUSTOMER" means the person so described in the order; "DELIVERY ADDRESS" means the delivery address stated in the order; "GOODS" means the goods described in the order; "ORDER" means the Customer's purchase order; "PRICE" means the price of the goods;

### 2 APPLICATION

These conditions apply to all sales of the goods by the seller to the customer and shall apply in place of and prevail over any terms or conditions contained or referred to in the customer's order or in correspondence or elsewhere or implied by trade custom practice or course of dealing and any purported provisions to the contrary are hereby excluded. No variation of the terms of these conditions shall be binding upon the seller unless made in writing and signed by a Director of the seller.

### 3 TERMS OF PAYMENT

The seller shall be entitled at its discretion to give credit facilities to the customer in respect of payment for the goods. Such credit facilities shall be made available to the customer in accordance with the provisions of Condition 4 below. Payment of invoices shall be made to the seller in full (without any deduction or set off) not later than the twenty-eighth day following the date of this invoice.

### 4 CREDIT FACILITIES

- 4.1 The customer undertakes to supply all documents, information, including banking details and references that the seller reasonably requires to consider a credit application and warrants that the contents of all documents, information and references to be so provided shall be true and correct.
- 4.2 The seller reserves the right to review the extent, nature and duration of the customer's credit facilities at all times and reserves the right to withdraw such credit facilities at any time without prior notice.
- 4.3 Any extension of credit allowed to the customer may be changed or withdrawn at any time.
- 4.4 If in the opinion of the seller the credit-worthiness of the customer shall have deteriorated prior to delivery the seller may require full or partial payment of the price prior to delivery.
- 4.5 The seller reserves the right to refuse to fulfil an order if the customer's account is overdue for payment.

### 5 FAILURE TO MAKE PAYMENT

If the customer does not pay on the date specified above the seller shall be entitled, without prejudice to any other right or remedy it may have, to terminate this contract, cancel or suspend any further deliveries to the customer under any order and/or charge the customer interest on the amount unpaid from the due date until payment is made in full at the rate of 4% above Barclays Bank plc base lending rate for the time being in force.

### 6 GOODS AND PRICES

Prices of the goods shall be those contained in the seller's list prices from time to time. The seller shall have the right at any time on giving reasonable notice to the customer, to change its prices and/or to withdraw the goods from the range of products offered by the seller.

### 7 ORDERS

Orders must be made or confirmed in writing by the customer and are in all cases subject to written acceptance by the seller. If any written confirmation of an oral or telephone order by the customer does not expressly and prominently state that it is a confirmation of an existing order the customer shall be responsible for any consequent duplication of the said existing order and shall pay the seller a handling charge equal to twenty per cent of the net list price of the goods plus all carriage costs arising from the delivery or return of the said goods.

### 8 DELIVERY

- 8.1 The seller shall endeavour to fulfil all orders which may from time to time be placed on it by the customer and shall endeavour to comply with delivery dates quoted but time for delivery shall not be of the essence and the seller shall not be liable for any failure, delay or error in delivery nor shall it be liable for any consequential loss arising therefrom however caused.
- 8.2 Delivery shall take place:
  - 8.2.1 In the case of delivery ex-works, as soon as the goods are made available for collection by the customer or its agent or other representative at the premises of the seller;
  - 8.2.2 in the case of delivery to the delivery address as soon as a delivery note signed by the customer acknowledging receipt of the goods.

### 9 REFUSAL OR FAILURE TO TAKE DELIVERY

If the customer fails to take delivery of the goods or fails to give the seller adequate delivery instructions at the time stated for delivery (otherwise than by reason of any cause beyond the customer's reasonable control or by reason of the customer's fault), then, without prejudice to any other right or remedy available to the seller, the seller may:

- 9.1 store the goods until actual delivery and charge the customer for the reasonable costs of storage; or
- 9.2 sell the goods at the best price readily obtainable and (after deducting all reasonable storage and selling expenses) account to the cus-



## Terms & Conditions

tomers for the excess over the price under the order or charge the customer for any shortfall below the price under this order; or

9.3 terminate this contract with immediate effect and recover from the customer any loss and additional costs incurred as a result of such refusal or failure.

### 10 INSPECTION

It shall be the responsibility of the customer to inspect and check the goods immediately on delivery to ensure that the quality, condition and specification of the goods conform to the instructions contained in the customer's order. The customer's responsibility to inspect the goods shall not be in any way diminished or extinguished in the case of goods which are delivered to a third party on the instructions of the customer.

### 11 RISK AND INSURANCE

The risk in the goods shall pass to the customer:

11.1 on delivery to the delivery address; or

11.2 when delivered into the possession or custody of a carrier, forwarding agent, warehouseman or other bailee or agent for the purpose of transmission to the customer whether or not such person is in contact with or instructed by the seller and/or customer; or

11.3 when the goods are made available by the seller at its premises for collection by the customer or its agent whichever is earlier

The customer shall be responsible for taking out and maintaining appropriate insurance cover for loss or destruction to the goods after delivery takes place in accordance with these conditions.

### 12 TITLE

Notwithstanding delivery and the passing of risk, property in the goods shall remain in the seller until the seller receives payment in full or on behalf of the customer of all sums (whether in respect of the goods or otherwise howsoever) due owing or incurred. Property in the goods shall pass to the customer at the time when such payment is received from the customer by the seller (and not earlier)

Until property in the goods passes to the customer, the customer shall be the bailee of the goods for the seller and shall store the goods securely, safely and separately from the customer's own goods or those of any other person and in a manner which makes them readily identifiable as the goods of the seller. The customer shall ensure that the goods can be identified by a reference to corresponding invoice numbers. The seller's consent to the customer's possession of the goods and any right the customer may have to possession of the goods shall cease at whichever is the earliest of the following events:

(i) if any sum (whether in respect of the goods or otherwise howsoever) is not paid to the seller by or on behalf of the customer on or before the date when it is due;

(ii) if the customer not being a company, applies for an interim order or proposes a voluntary arrangement with its creditors under part V111 of the Insolvency Act 1986) or does or fails to do anything which would entitle a petition for bankruptcy order to be presented;

(iii) if the customer, being a company, does or fails to do anything which would entitle any person to appoint a receiver of the whole or any part of the customer's assets or which would entitle any person to present a petition for an administration order or the winding up of the customer.

The seller may for the purpose of inspecting or recovering the goods enter upon any premises where they are stored or where the seller reasonably believes them to be stored.

### 13 LIABILITY

13.1 The seller shall not be liable to the customer-

13.1.1 for shortfalls in quantity delivered unless the customer notifies the seller in writing of any claim for shortfalls in quantity within fourteen days of the date of the seller's invoice for the goods;

13.1.2 for damage to or loss of the goods or any part thereof in transit where the goods are carried by the seller's own transport or by a carrier on behalf of the seller unless the customer shall notify the seller of any such claim in writing within fourteen days of the date of the seller's invoice for the goods and in the case of goods all or any part of which are received damaged, unless the customer shall sign for them as damaged and shall immediately notify the seller of the damage in writing. Goods returned under this condition and found by the seller not to be defective shall be returned to the customer at the customer's expense and the customer shall in addition pay to the seller a handling charge which shall represent 20% of the value of the price of the goods. Such charge is to cover the cost of testing of the goods by the seller.

13.1.3 for defects in the goods caused by fair wear and tear, abnormal conditions of storage or use or the application of any treatment or process whatsoever to the goods after purchase or any act, neglect or default of the customer or of any third party;

13.1.4 for other defects in the goods unless notified to the seller within twenty-eight days of the date of the seller's invoice for the goods.

13.2.1 Where liability is accepted by the seller under condition 13(1) the seller's only obligation shall be at its option to make good any shortage or non-delivery and/or as appropriate to replace or repair the goods found to be damaged or defective and/or to refund the cost of the goods to the customer.

13.2.2 The seller's aggregate liability to the customer whether for negligence, breach of contract, misrepresentation or otherwise shall in no circumstances exceed the invoice value of the goods.

13.3 Subject to the foregoing all other conditions warranties and representations expressed or implied by statute, common law or otherwise in relation to the goods are hereby expressly excluded and the seller shall be under no liability to the customer for any loss or damage or injury direct or indirect resulting from defective material, faulty workmanship or otherwise howsoever arising and whether or not caused by the negligence of the seller, its employees or agents SAVE THAT the seller shall accept liability for death or personal injury caused by negligence of the seller.

13.4 The seller's prices are determined on the basis of the limits of liability set out in this condition. The customer may by written notice to the seller request the seller to agree a higher limit of liability provided insurance cover can be obtained therefor.



### 14 INSOLVENCY AND DEFAULT

14.1 If the customer enters into a deed or arrangement or commits an act of bankruptcy or compounds with its creditors or if a receiving order is made against him or if (being a company) an order is made or a resolution is passed for the winding up of the customer (otherwise than for the purposes of amalgamation or reconstruction previously approved in writing by the seller) or if a receiver is appointed or any of the customer's assets or undertaking or if circumstances arise which entitle the court or a creditor to appoint a receiver or manager or which entitle the court to make a winding up order or if the customer takes or suffers any similar or analogous action in consequence of debt or commits any breach of this or any other contract between the seller and the customer, the seller may without prejudice to any of its other rights under these conditions stop any goods in transit and/or suspend further deliveries forthwith and/or by notice in writing to the customer terminate the contract.

14.2 In addition, the customer shall pay to the seller an amount equivalent to 20% of the value of the undelivered goods which were the subject of a previous order plus the value of the goods delivered and the cost of all labour accumulated on unfinished goods. These costs form a genuine pre-estimate of the damages which the seller shall suffer on termination of the contract by either party.

### 15 WAIVER

No waiver by the seller of any breach of the contract by the customer shall be construed as a waiver of any subsequent breach of the same or any other provision.

### 16 NOTICES

Any notice hereunder shall be deemed to have been duly given if sent by prepaid first class post or fax to the party concerned at its last known address. Notice sent by first class post shall be deemed to have been given seven days after despatch and notices sent by telex or fax shall be deemed to have been given on the date of despatch.

### 17 GOVERNING LAW AND JURISDICTION

These conditions shall be governed by and construed in accordance with the laws of England and the parties hereby submit to the non-exclusive jurisdiction of the English courts.

### 18 SEVERANCE

If any provision of these conditions is held by any competent authority to be invalid or unenforceable in whole or in part, the validity of the other provisions of these conditions and the remainder of the provision in question shall not be affected thereby.

### 19 FORCE MAJEURE

Neither the seller nor the customer shall be liable to the other or be deemed to be in breach of the contract by reason of any delay in performing, or any failure to perform, any of its obligations in relation to the goods if the delay or failure was beyond that party's control. Without prejudice to the generality of the foregoing, the following shall be regarded as causes beyond either party's reasonable control.

19.1 Act of God, explosion, flood, tempest, fire or accident

19.2 war or threat of war, sabotage, insurrection, civil disturbance or requisition

19.3 acts, restrictions, regulations, bye-laws, prohibitions or measures of any kind on the part of any governmental, parliamentary or local authority;

19.4 strikes, lock-outs or other individual actions or trade disputes (whether involving employees or either the seller or the customer or of a third party).

### 20 ASSIGNMENT

The seller shall be entitled at its own discretion to assign to any other person any or all of its obligations contained in these conditions provided reasonable notice thereof is given in writing to the customer.

### 21 LEGAL COSTS

The customer shall pay all legal costs incurred by the seller in respect of any dispute arising between the parties under these conditions.

Orders and Enquires to: UNIT F2 ANCHOR BROOK BUSINESS PARK ALDRIDGE WALSALL WS9 8BZ

01922 741710

Battery Distribution Group batteries are guaranteed against failure through faulty workmanship or materials. The battery will be replaced if it becomes defective as per the guarantee period conditions listed below. The replacement battery is only warranted for the balance of the defective battery's warranty period. Battery Distribution Group may exercise their right to test the battery.

The battery must be cared for and maintained in accordance with the manufacturer's recommendation to validate any warranty claim. The guarantee does not cover neglect, abuse, accident, incorrect or non-recommended applications, overcharging or undercharging due to a faulty electrical system, or use of any chemical solution other than distilled water, nor fitment of a battery below the capacity specified by the vehicle manufacturer as original equipment.

The company will not be responsible for any consequential damage caused directly or indirectly by any possible failure or defect of the battery.

This guarantee is not transferable.



**Guarantee Period Conditions**

Schnapp batteries are guaranteed against failure through faulty workmanship or materials. The battery will be replaced if it becomes defective as per the guarantee period conditions listed below. The replacement battery is only warranted for the balance of the defective battery’s warranty period. Schnapp Batteries may exercise their right to test the battery.

The battery must be cared for and maintained in accordance with the manufacturer’s recommendation to validate any warranty claim. The guarantee does not cover neglect, abuse, accident, incorrect or non-recommended applications, overcharging or undercharging due to a faulty electrical system, or use of any chemical solution other than distilled water, nor fitment of a battery below the capacity specified by the vehicle manufacturer as original equipment.

The company will not be responsible for any consequential damage caused directly or indirectly by any possible failure or defect of the battery.

**This guarantee is not transferable.**

Battery Range	Guarantee Period
<b>Schnapp Automotive</b>	<b>3 yrs</b>
<b>Schnapp Commercial</b>	<b>2 yrs</b>
<b>Schnapp Commercial Rubber Range</b>	<b>1 yr</b>

**Important**

The guarantee excludes batteries fitted as original equipment or used in the following applications:

<b>Lawnmowers</b>	<b>Electrical Bicycles &amp; Tricycles</b>
<b>Electrically Driven Wheelchairs</b>	<b>Taxi Cabs (including private cars used as taxis)</b>
<b>Golf Trolleys</b>	<b>Police Cars</b>
<b>Emergency Lighting</b>	<b>Other Non-automotive (Standby)</b>

However, batteries used in these applications carry a full one year guarantee against faulty materials and manufacture.

This guarantee does not affect the statutory rights of the consumer in any way.

This guarantee is subject to the terms & conditions of sale of Battery Distribution Group – see page 58 of this catalogue.











Unit F2, Anchor Brook Business Park, Aldridge, West Midlands, WS9 8BZ  
Tel: 01922 741710 Fax: 01922 741719

Unit 1, Cygnet Units, Off Heron Road, Sowton Industrial Estate, Exeter, EX2 7LL  
Tel: 01392 444640 Fax: 01392 444640

Unit 20 Clovelly Industrial estate, Clovelly Road, Southbourne, Hampshire, PO10 8PD  
Tel: 01243 389772 Fax: 01243 371374